

Tundra

2014



Built for the workday that never ends and the family that never stops.



The made in America* 2014 Toyota Tundra is a whole new breed of tough. It's work tough, and family tough. When properly equipped with the available 5.7L V8, Tundra can tow over 10,000 lbs¹ and haul more than 2,000 lbs². Tundra will take your toys just about anywhere and haul home supplies for even the biggest home improvement projects. The all-new western-themed 1794 Edition CrewMax and sleek Platinum CrewMax offer a new level of luxury to make you feel at home no matter what task you take on. It's time to think of a full-size pickup in a brand-new way. Let's go places.



"Family-tested. Dog-approved."





1794 Edition CrewMax shown in Sunset Bronze Mica with available 20-in. chrome-clad alloy wheels and running boards. Information Provided by: [Toyota.com](#) See footnote 26 in Disclosures section for more information on towing.



A bold, powerful family.

Tundra comes in five distinctive grades: SR, SR5, Limited, Platinum and 1794 Edition. Made in America,¹ winner of the ALG Residual Value Award² and IntelliChoice Best Overall Value.³ That's proven capability.





Left to right: **Platinum CrewMax, Limited CrewMax, SR5 Double Cab, SR Double Cab and 1794 Edition CrewMax.**

1. Assembled in Texas with U.S. and globally sourced parts. 2. Based on ALG's 2013 Residual Value Award for the Full-size Pickup segment. ALG, the industry benchmark for residual values and depreciation data, www.alg.com. 3. 2013 IntelliChoice, www.IntelliChoice.com; Full-Size Pickup LD, Double Cab and CrewMax models only. Based on 2013 model year study.



Beauty and beast. Capability never looked better.

Tough can be beautiful. Named for the founding year of the original ranch where Tundras are built in San Antonio, the 1794 Edition CrewMax adds luxurious refinement to the legendary toughness of Tundra. While the exterior commands respect, the interior rewards, no matter the length of your journey. Whether the road is paved or unpaved, or leads to the job site, the home front or lakeside, the 1794 Edition CrewMax is equipped to take it on.



*"So great to get everyone together;
we should do this twice a year!"*



1794 Edition CrewMax shown in Sunset Bronze Mica with available 20-in. chrome-clad alloy wheels and running boards.



“Love the LED lights
up front, it’s a great way
to see and to be seen.”



*“I love pulling up to the restaurant
in our Tundra — always get smiles!”*



Platinum CrewMax shown in Magnetic Gray Metallic with available running boards.




Luxury on a large scale. Rugged meets refined.

The 1794 Edition CrewMax excels at transporting passengers in the lap of luxury. As you slide into the premium seating and feel the soft-touch materials that surround you, you'll appreciate a vehicle that's as comfortable as it is capable. More than just muscle, the 1794 Edition CrewMax offers a spacious cabin and Entune™ Premium JBL® Audio with Navigation¹ and App Suite² to help you stay connected so you feel at home just about anywhere. Factor in an available Blind Spot Monitor (BSM)³ with Rear Cross-Traffic Alert (RCTA)⁴ and standard backup camera,⁵ and the result is a full-size truck with luxury and technology all its own.

SPACIOUS CABIN

Go ahead: Stretch out in the front and the rear. CrewMax gives you plenty of space for friends, your gear, and even the family pet.



BACKUP CAMERA⁵

Tundra's standard backup camera helps make hitching up that boat a bit easier. When you shift into Reverse, the 6.1-in. or available 7-in.⁶ touch-screen displays an image of what the camera sees behind you.



AVAILABLE BLIND SPOT MONITOR (BSM)³ WITH REAR CROSS-TRAFFIC ALERT (RCTA)⁴

Tundra is the only full-size pickup to offer BSM. When you use your turn signal and BSM detects a vehicle, it warns you with a flashing indicator light on the appropriate outside mirror.

1. See footnote 8 in Disclosures section. 2. See footnote 11 in Disclosures section. 3. See footnote 2 in Disclosures section. 4. See footnote 3 in Disclosures section. 5. See footnote 13 in Disclosures section. 6. Available on Limited, Platinum and 1794 Edition.






1794 Edition CrewMax interior.



**“The most powerful part
of Tundra is the people who
drive them.”**



“It feels great to leave something better than the way we found it. This will be here for a while.”



Limited CrewMax shown in Blue Ribbon Metallic with available Limited Premium Package, power tilt/slide moonroof and running boards.



A truck that works hard to serve you.

As striking as Tundra is on the outside, the true reward comes once you are seated inside. An intuitive control layout keeps everything important within easy reach of the driver. Crisp gauges in an all-new instrument cluster and a revised center stack add up to a confident driving experience. Even the steering wheel was redesigned to make it more comfortable to drive and easier to access your technology. Don't be fooled by this modern interior though: Beneath it all lies the legendary power and capability Tundra is famous for.



INTUITIVE CONTROL LAYOUT

Buttons and controls right where you want them. This helps keep your eyes on the task at hand, like making sure your boat launches safely.



DUAL ZONE CLIMATE CONTROL

Tundra is available with dual zone automatic climate control with individual temperature settings for the driver and front passenger. We know your truck can double as your office, so this helps keep everyone comfortable.



POWER THIGH SUPPORT

In addition to a 10-way power-adjustable driver's seat, 1794 Edition CrewMax, Platinum CrewMax and Limited CrewMax or Double Cab also offer power thigh support. This feature allows the driver to extend the lower seat cushion for greater comfort and support.



Information Provided: Limited CrewMax interior shown in Graphite with available Limited Premium Package and power tilt/slide moonroof.



Fits like a work glove. Feels like a luxury suite.

Stay totally in touch wherever you go. Whether you're on a long trip to the river, or just to the work site, Tundra's available Entune™ Premium JBL® Audio with Navigation¹ and App Suite² and refined interior offer convenience and peace of mind. The interior of Tundra CrewMax offers the latest tech and capability — along with the highest levels of comfort — with controls that are just as easy to use as they are to look at. With so much space, and a first-class ambience, you and your family will never want the journey to end.

entune™

The available Entune™ Premium JBL® Audio with Navigation¹ and App Suite² offers popular mobile applications including Bing™, iHeartRadio, MovieTickets.com, OpenTable® and Pandora® Plus, you'll get access to a wealth of valuable data services including fuel prices, stocks, sports, traffic and weather.



TOUCH CONTROLS

To help ensure that the drive is just as relaxing as it is rewarding, the main controls on the Tundra steering wheel are quickly accessible without taking your eyes off the road.




ARMREST STORAGE

Never hunt for what you need again. A convenient storage area underneath the armrest keeps important items secure and within arm's reach.

SPLIT FOLD-UP REAR SEATS

To create even more usable cabin space, CrewMax rear seats fold up, instead of flat. This creates not only more room, but also makes it easier to load cargo.





Limited CrewMax interior. Prototype shown. Production models may vary.

In Tundra, every road leads to an adventure.

With its powerful engine, interior filled with the latest technology, plus a tough off-road attitude, the Tundra Double Cab excels at discovering new places. A spacious interior and plenty of room in the cab allow you to bring the whole family, and their gear, along for the adventure. All this plus an available TRD Off-Road Package add up to a supremely capable outdoor family adventure vehicle. Discovery awaits you at every turn, mountain road and trail.




"Epic shot at the end of the trail; what a day."



#TundraFamily

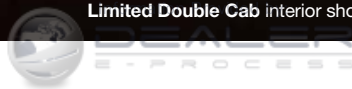


Information Provided: **Limited Double Cab** shown in Barcelona Red Metallic with available TRD Off-Road Package and running boards.





Limited Double Cab interior shown in Black with available Limited Premium Package. Prototype shown. Production models may vary.



Handles the tough trails as well as it handles your family.

The best part of any adventure is bringing the family along, so Tundra makes sure that there is something for everyone. A glove compartment that's just the right size, rear-seat cup holders to keep spills to a minimum and an overhead console to make it easy to reach that pair of sunglasses. Tundra has the capability to handle the tough road or trail while keeping your passengers comfortable at the same time.



"It's great to get out here and forget about life for a while; the kids look forward to it every year."





GLOVE COMPARTMENT

Functionality was the focus when it comes to storage, so the glove compartment is spacious enough to hold things for the job site and intelligently positioned to be within easy reach.



REAR-SEAT CUP HOLDERS

Tundra hugs the road with a firm grip, and the rear-seat cup holders are designed to do the same thing, even if where you are headed gets a little bumpy.



OVERHEAD CONSOLE

Welcome to command central, where everything has a place. A panel overhead helps keep sunglasses and other items conveniently positioned where you need them.

Peace of mind for the driver and all inside.

Toyota's Star Safety System™ is a suite of six safety features offered standard on every new Toyota. The system includes Vehicle Stability Control (VSC)¹, Traction Control (TRAC), Anti-lock Brake System (ABS), Electronic Brake-force Distribution (EBD), Brake Assist (BA)², and Smart Stop Technology® (SST)³. Termed “active” safety features, they’re designed to operate in certain situations to help prevent accidents from occurring in the first place. **STAR**
SAFETY SYSTEM

VEHICLE STABILITY CONTROL (VSC)¹

VSC helps prevent sideslip or skidding that can cause drivers to lose control during cornering. VSC monitors your steering angle and compares it to the direction in which your vehicle is actually traveling. If VSC detects a loss of traction in a turn, engine output is reduced and/or brake force is applied to individual wheels as needed.

TRACTION CONTROL (TRAC)

TRAC helps to maintain traction on wet, icy, loose or uneven surfaces. Like VSC, TRAC applies braking individually and reduces engine output to help assist the driver with control of the vehicle.

4-WHEEL ANTI-LOCK BRAKE SYSTEM (ABS)

ABS helps ensure that you're able to continue steering during emergency braking. By “pulsing” the brake of each wheel more rapidly than would be humanly possible, ABS helps keep the brakes from locking up. Since the system repeatedly releases the brakes for fractions of a second, the wheels never stop rotating, which helps keep the vehicle from going into a skid.

ELECTRONIC BRAKE-FORCE DISTRIBUTION (EBD)

EBD helps keep the vehicle balanced when braking. During sudden stops, forward momentum causes the vehicle to tilt forward, reducing the brake effectiveness of the rear wheels. EBD responds by redistributing brake force from wheels with less braking effectiveness to wheels with more effectiveness. This helps prevent brake lockup. EBD is especially helpful when you're carrying cargo. When sensors detect extra load on the rear axle, brake pressure on the rear wheels is increased, exploiting the improved braking effectiveness extra weight can provide.

BRAKE ASSIST (BA)²

In emergency braking situations, a driver can fail to apply enough pressure to the brake pedal. BA can detect sudden or “panic” braking and apply additional brake pressure, taking full advantage of ABS and helping prevent a collision.

SMART STOP TECHNOLOGY® (SST)³

At speeds greater than five miles per hour, when the accelerator is depressed first and the brakes are then applied firmly for longer than one-half second, SST is designed to help the driver bring the vehicle to a stop.

EIGHT AIRBAGS⁴

Tundra also comes equipped with driver and front outboard passenger airbags, side curtain and front seat-mounted side airbags. And only Tundra has driver/front outboard passenger knee airbags. No other truck has that.

1. See footnote 19 in Disclosures section. 2. See footnote 16 in Disclosures section. 3. See footnote 17 in Disclosures section. 4. See footnote 18 in Disclosures section.





SR5 Double Cab Long Bed shown in Silver Sky Metallic with available 18-in. 5-spoke alloy wheels and tow mirrors. See footnote 26 in Disclosures section for more information on towing.



The official truck of the do-it-yourself, get-it-done weekend.

For Tundra owners, the weekend signals when the real work begins. This is the time for passion projects, home improvement and spending some time with the family. When properly equipped, Tundra, with up to a 2,000-lb. payload capacity,¹ available Deck Rail System² and an easy lower and lift tailgate, makes those larger-than-life weekend projects a little easier to tackle. Some say loading, unloading, hauling and towing a ton of lumber, gear and supplies is a ton of work. Tundra owners have another word for it — Saturday. So the next time the boys at the lumberyard are loading up your Tundra, ask them: “Is that all you got?”



LOAD IT UP

Pile it on: Tundra can take it. Home improvement? Lawn resodding? A footpath? No problem. The available Deck Rail System² incorporates four adjustable tie-down cleats, each rated at 220 lbs., to help keep the heavy stuff in place.



TIE-DOWN CLEATS

Used in tandem with the Deck Rail System², tie-down cleats are constructed of sturdy die-cast aluminum. Each fully adjustable cleat slides along Tundra's Deck Rail System and is anchored to help ensure that what's in the bed stays in the bed.



EASY LOWER AND LIFT TAILGATE

The easy lower and lift tailgate opens and closes with just two fingers, plus it's easily removed and can be locked to secure cargo concealed under a tonneau cover or shell. This makes it easier for other members of the family to help with the loading and unloading.





Information Provided by **SR5 Double Cab Long Bed** shown in Silver Sky Metallic with available 18-in. 5-spoke alloy wheels and tow mirrors.



Great power, great efficiency. Three ways to deliver it.

A triad of toughness. Tundra offers a choice of engines, including a brawny 5.7L V8, a strong 4.6L V8 and a very capable 4.0L V6. So whether you're towing, hauling or just heading home, you can rest assured that with Tundra, you're carrying a payload of capability. With 381 horsepower from the 5.7L V8 comes a need for great control, so we equipped Tundra with an available 6-speed automatic transmission, an available two-piece drive shaft and a massive 10.5-in. ring gear to handle the massive torque.

5.7L V8

Tundra's available 5.7L V8 has the muscle to cut big jobs down to size, delivering 381 hp and 401 lb.-ft. of torque. How powerful is it? It has enough power to tow the Space Shuttle Endeavour.¹



4.6L V8

The efficient 4.6L i-FORCE V8 may be compact, but Tundra's 4.6L V8 utilizes Dual Independent Variable Valve Timing with intelligence (VVT-i) and Acoustic Control Induction System (ACIS) technology to produce an impressive 310 hp and 327 lb.-ft. of torque.




4.0L V6

Jobs come in all sizes; so should engines. Tundra's all-aluminum 4.0L V6 engine with 24 valves and Double Overhead Cam (DOHC) produces a peak power output of 270 hp and 278 lb.-ft. of torque.




¹ The Tundra CrewMax 5.7L V8 is towing far beyond its published towing capacity in a one-time, short-distance event. Never tow beyond a vehicle's published towing capacities. Always consult the Owner's Manual.

If it can tow the space shuttle, it can tow your boat.¹



On October 12, 2012, the Space Shuttle Endeavour was towed across LA's 405 freeway by an unmodified Toyota Tundra with a 5.7L V8 engine. As it turns out, select Tundra models can tow over five tons.² In fact, the 4x2 Regular Cab Long Bed with an available 5.7L V8 has a towing capacity up to 10,500 lbs.² Yet those who think towing is only about brute power are unfamiliar with a fundamental principle of physics: A trailer in motion tends to stay in motion. This is why Tundra comes equipped with class-leading front brake rotors coupled with powerful 4-piston front calipers. These rotors help bring Tundra, and its trailer, confidently to a halt. In short, when it comes to towing, don't sweat the big stuff.



BIG BRAKES

A big part of controlling a trailer is having the ability to stop it. To that end, Tundra has class-leading front brake rotors and is also the only 1/2-ton truck to offer 4-piston brake calipers.

TRAILER-SWAY CONTROL (TSC)³

When a vehicle is towing a trailer, conditions such as side winds, load undulation or the driver's steering input can result in dangerous trailer sway. Tundra's TSC is a system that detects trailer sway and applies brake pressure at individual wheels and controls engine torque to help stabilize the trailer. The system also illuminates the stop lights so that vehicles behind are alerted to the fact that your vehicle is decelerating.

AUTOMATIC LIMITED-SLIP DIFFERENTIAL (AUTO LSD)

Auto LSD uses the brakes to simulate the action of a mechanical limited-slip differential. Typically, engine torque is distributed to the rear wheels through an open differential, which sends power down the path of least resistance. That may work for turns where the outside wheel has to spin faster than the inside wheel, but not if a wheel loses traction. In that case, the differential will send all of its torque to the spinning wheel. With Auto LSD, Tundra applies brakes individually to wheels with no traction. This increases resistance at the slipping wheel, feeding power to the wheels with grip. With Auto LSD, even a 4x2 Tundra can pull itself out of many low-traction situations.

4WD ACTIVE TRACTION CONTROL (A-TRAC)

Pulling a trailer on a rainy day? Tundra models equipped with 4WD offer an A-TRAC system that helps improve grip in low-traction conditions — whether they be on-road, off-road or on a split-traction surface. The A-TRAC system utilizes the 2-speed transfer case for incredible torque and works in conjunction with Auto LSD to help prevent wheelspin.

1. The Tundra CrewMax 5.7L V8 is towing far beyond its published towing capacity in a one-time, short-distance event. Never tow beyond a vehicle's published towing capacities. Always consult the Owner's Manual. 2. See footnote 26 in Disclosures section. 3. See footnote 20 in Disclosures section.

Tundra Grades



SR Available on Double Cab and Regular Cab

Workhorse of the group. It all starts here.

Choice of Drivetrain

- 5.7-Liter Aluminum i-FORCE V8 DOHC 32-Valve with Dual Independent Variable Valve Timing with intelligence (VVT-i)
381 hp @ 5600 rpm; 401 lb.-ft. @ 3600 rpm
6-speed Electronically Controlled automatic Transmission with intelligence (ECT-i)
Includes Tow Package
Rear-Wheel Drive or 4WDemand part-time 4WD
- 4.0-Liter Aluminum V6 DOHC 24-Valve with Dual Independent Variable Valve Timing with intelligence (VVT-i)
270 hp @ 5600 rpm; 278 lb.-ft. @ 4400 rpm
5-speed Electronically Controlled automatic Transmission with intelligence (ECT-i)
Rear-Wheel Drive

Exterior Features

- 18-in. styled steel wheels
- Daytime Running Lights (DRL)
- Front and rear mudguards
- Easy lower and lift tailgate
- Black heated power outside mirrors
- Windshield wiper de-icer

Interior Features

- Cruise control
- 40/20/40 split fold-down front bench seat
- Power windows and door locks
- Air conditioning
- Entune™ Audio with 6.1-in. touch-screen
- Integrated backup camera¹
- Bluetooth®² wireless technology
- Hands-free phone capability
- USB 2.0 port³ with increased charging capability
- iPod®⁴ connectivity

Options

- Work Truck Package
- Tow hitch receiver (4.6L V8 only)
- Tow mirrors (5.7L V8 only)
- Running boards (Double Cab only)
- Deck Rail System



SR5 Available on CrewMax and Double Cab

Work site. Home base. It's ready to work.

Choice of Drivetrain

- 5.7-Liter Aluminum i-FORCE V8 DOHC 32-Valve with Dual Independent Variable Valve Timing with intelligence (VVT-i)
381 hp @ 5600 rpm; 401 lb.-ft. @ 3600 rpm
6-speed Electronically Controlled automatic Transmission with intelligence (ECT-i)
Includes Tow Package
Rear-Wheel Drive or 4WDemand part-time 4WD
- 4.6-Liter Aluminum i-Force V8 DOHC 32-Valve with Dual Independent Variable Valve Timing with intelligence (VVT-i)
310 hp @ 5600 rpm; 327 lb.-ft. @ 3400 rpm
6-speed Electronically Controlled automatic Transmission with intelligence (ECT-i)
Rear-Wheel Drive or 4WDemand part-time 4WD

Exterior Features (adds to SR)

- Chrome grille surround
- Chrome front and rear bumper endcaps
- Fog lights
- Variable intermittent windshield wipers

Interior Features

- Entune™ Audio Plus with high-resolution 7-in. touch-screen
- HD Radio™⁵ and SiriusXM Radio⁶
- 3.5-in. Multi-Information Display

Options

- SR5 Upgrade Package
- TRD Off-Road Package
- 18-in. 5-spoke alloy wheels
- Entune™ Premium Audio with Navigation⁵ and App Suite⁷
- Tow hitch receiver (4.6L V8 only)
- Tow mirrors (5.7L V8 only)
- Running boards
- Deck Rail System



Limited Available on CrewMax and Double Cab

Premium luxury and tech on a large scale.

Drivetrain

- 5.7-Liter Aluminum i-FORCE V8 DOHC 32-Valve with Dual Independent Variable Valve Timing with intelligence (VVT-i)
381 hp @ 5600 rpm; 401 lb.-ft. @ 3600 rpm
6-speed Electronically Controlled automatic Transmission with intelligence (ECT-i)
Includes Tow Package
Rear-Wheel Drive or 4WDemand part-time 4WD

Exterior Features (adds to SR5)

- 20-in. alloy wheels
- Chrome door handles
- Chrome heated outside mirrors
- Silver billet-style grille insert
- Front and rear parking assist sonar
- Deck Rail System

Interior Features

- Leather-trimmed seats (front bucket seats with center console)
- Power and heated front seats
- Power sliding rear window
- Dual zone automatic climate control
- Wood-style trim
- Auto-dimming rearview mirror with compass and HomeLink®⁸ universal transceiver
- Entune™ Premium Audio with Navigation⁵ and App Suite⁷
- Unique floor mats⁹

Options

- Entune™ Premium JBL® Audio with Navigation⁵ and App Suite⁷ (CrewMax only)
- Limited Premium Package
- TRD Off-Road Package
- Power tilt/slide moonroof (CrewMax only)
- Blind Spot Monitor (BSM)¹⁰ with Rear Cross-Traffic Alert (RCTA)¹¹ (CrewMax only)
- Tow mirrors
- Running boards

1. See footnote 13 in Disclosures section. 2. See footnote 7 in Disclosures section. 3. See footnote 5 in Disclosures section. 4. See footnote 6 in Disclosures section. 5. See footnote 8 in Disclosures section. 6. See footnote 10 in Disclosures section. 7. See footnote 11 in Disclosures section. 8. See footnote 14 in Disclosures section. 9. See footnote 28 in Disclosures section. 10. See footnote 2 in Disclosures section. 11. See footnote 3 in Disclosures section.





Platinum Available on CrewMax

King of the urban jungle. It fits in anywhere.

Drivetrain

- 5.7-Liter Aluminum i-FORCE V8 DOHC 32-Valve with Dual Independent Variable Valve Timing with intelligence (VVT-i)
381 hp @ 5600 rpm; 401 lb.-ft. @ 3600 rpm
- 6-speed Electronically Controlled automatic Transmission with intelligence (ECT-i)
- Includes Tow Package
- Rear-Wheel Drive or 4WDemand part-time 4WD

Exterior Features (adds to/changes from Limited)

- 20-in. alloy wheels (unique design)
- Color-keyed grille surround
- Color-keyed bumpers
- Chrome heated auto-dimming and power folding mirrors
- LED Daytime Running Lights (DRL)
- Power tilt/slide moonroof
- Platinum badging

Interior Features

- Urban-themed interior
- Premium perforated Black leather-trimmed seats
- Heated and ventilated front seats
- Power tilt/telescope steering wheel
- Memory system for seats, outside mirrors and steering wheel
- Brushed metal-style trim
- Entune™ Premium JBL® Audio with Navigation¹ and App Suite²
- Power vertical sliding rear window
- Platinum badging
- Unique floor mats³

Options

- Blind Spot Monitor (BSM)⁴ with Rear Cross-Traffic Alert (RCTA)⁵
- Tow mirrors
- Running boards



1794 Edition Available on CrewMax

Ultimate full-size luxury for the family.

Drivetrain

- 5.7-Liter Aluminum i-FORCE V8 DOHC 32-Valve with Dual Independent Variable Valve Timing with intelligence (VVT-i)
381 hp @ 5600 rpm; 401 lb.-ft. @ 3600 rpm
- 6-speed Electronically Controlled automatic Transmission with intelligence (ECT-i)
- Includes Tow Package
- Rear-Wheel Drive or 4WDemand part-time 4WD

Exterior Features (adds to/changes from Platinum)

- Chrome grille surround
- Unique silver grille insert
- Chrome front and rear bumper endcaps
- 1794 Edition badging

Interior Features

- Western-themed interior
- Premium perforated Brown leather-trimmed seats
- Ultrasuede® seat inserts
- Wood-style trim (including steering wheel and shift knob)
- 1794 Edition badging
- Unique floor mats³

Options

- 20-in. chrome-clad alloy wheels⁶
- Blind Spot Monitor (BSM)⁴ with Rear Cross Traffic Alert (RCTA)⁵
- Tow mirrors
- Running boards

Cab Choices

Regular Cab, Double Cab and CrewMax



Regular Cab



Double Cab



CrewMax

Features¹

EXTERIOR	REGULAR		DOUBLE CAB		CREWMAX			
	SR	SR	SR5	LIMITED	SR5	LIMITED	PLATINUM	1794 EDITION
Multi-reflector halogen headlights with manual level control	S	S	S	S	S	S	S	S
Daytime Running Lights (DRL)	S	S	S	S	S	S	—	—
LED Daytime Running Lights (DRL)	—	—	—	—	—	—	S	S
Fog lights	—	—	S	S	S	S	S	S
Matte black lower front bumper with argent grille and surround	S	S	—	—	—	—	—	—
Matte black lower front bumper with chrome endcaps and matte black grille with chrome grille surround	—	—	S	—	S	—	—	—
Matte black lower front bumper with chrome endcaps and silver billet grille with chrome grille surround	—	—	—	S	—	S	—	—
Color-keyed front bumper and silver billet grille with color-keyed grille surround	—	—	—	—	—	—	S	—
Silver lower front bumper with chrome endcaps and chrome grille surround with unique silver grille insert	—	—	—	—	—	—	—	S
Blind Spot Monitor (BSM) ² with Rear Cross-Traffic Alert (RCTA) ³ <i>includes color-keyed rear bumper (not available with tow mirrors)</i>	—	—	—	—	—	O	O	O
Matte black center rear bumper with chrome endcaps	—	—	S	S	S	S	S	S
Matte black center rear bumper with color-keyed endcaps	—	—	—	—	—	O	S	O
Deck Rail System with four adjustable tie-down cleats	O	O	O	S	O	S	S	S
Deck rail and tailgate caps	S	S	S	S	S	S	S	S
Black heated power outside mirrors	S	S	S	—	S	—	—	—
Chrome heated power outside mirrors	—	—	—	S	—	S	—	—
Chrome heated power and auto-dimming outside mirrors with turn signal indicators, puddle lights and power-folding and memory feature	—	—	—	—	—	—	S	S
Heated power outside tow mirrors with turn signal indicators, and manual-extend and folding feature (5.7L V8 only)	O	O	O	O	O	O	O	O
Power tilt/slide moonroof with sliding sunshade	—	—	—	—	—	O	S	S
2-speed windshield wipers	S	S	—	—	—	—	—	—
Variable intermittent windshield wipers	—	—	S	S	S	S	S	S
Windshield wiper de-icer	S	S	S	S	S	S	S	S
High Solar Energy-Absorbing (HSEA) glass	S	S	S	S	S	S	S	S
Easy lower and lift tailgate	S	S	S	S	S	S	S	S
Running boards	—	O	O	O	O	O	O	O
Front and rear mudguards	S	S	S	S	S	S	S	S
Front tow hooks (4x4)	S	S	S	S	S	S	S	S
INTERIOR								
Entune™ Audio — includes Entune™ ⁴ Multimedia Bundle with AM/FM CD player with MP3/WMA capability, 6.1-in. touch-screen display, auxiliary audio jack, USB 2.0 port ⁵ with increased charging capability, iPod ^{®6} connectivity and control, and hands-free phone capability, phone book access, voice recognition and music streaming via <i>Bluetooth</i> ^{®7} wireless technology	S	S	—	—	—	—	—	—
Entune™ Audio Plus — includes Entune™ ⁴ Multimedia Bundle with high-resolution 7-in. touch-screen display, HD Radio™ ⁸ with iTunes [®] Tagging ⁹ and HD Traffic and Weather ⁸ (metro areas only), SiriusXM Radio ¹⁰ with 90-day complimentary All Access trial	—	—	S	—	S	—	—	—
Entune™ Premium Audio with Navigation ⁸ and App Suite ¹¹ — includes Entune™ Audio Plus with Navigation ⁸ and Entune [®] App Suite ¹¹	—	—	O	S	O	S	—	—
Entune™ Premium JBL [®] Audio with Navigation ⁸ and App Suite ¹¹ — includes Entune™ Premium Audio with JBL [®] speakers and amplifier	—	—	—	O	—	O	S	S

Entune™⁴ Multimedia Bundle includes AM/FM CD player with MP3/WMA playback capability, touch-screen display, auxiliary audio jack, USB 2.0 port⁵ with increased charging capability and iPod^{®6} connectivity and control, hands-free phone capability, phone book access and music streaming via *Bluetooth*^{®7} wireless technology, and voice recognition¹² (integrated backup camera¹³ vehicle dependent). Entune[®] App Suite¹¹ includes Bing[™], iHeartRadio, MovieTickets.com, OpenTable[®], Pandora[®], Yelp[®] and Facebook Places; real-time info including traffic, weather, fuel prices, sports and stocks.

S = Standard O = Optional — = Not available P = Available as part of a package

Features¹ (continued)

INTERIOR (continued)	REGULAR		DOUBLE CAB		CREWMAX			
	SR	SR	SR5	LIMITED	SR5	LIMITED	PLATINUM	1794 EDITION
Single zone air conditioning with single temperature setting for driver and front passenger	S	S	S	—	S	—	—	—
Dual zone automatic climate control with individual temperature settings for driver and front passenger	—	—	—	S	—	S	S	S
Vinyl 40/20/40 split fold-down front bench seat; 4-way adjustable driver's seat; 4-way adjustable front passenger bench seat	P	P	—	—	—	—	—	—
Vinyl 60/40 split fold-up rear seats	—	P	—	—	—	—	—	—
Fabric-trimmed 40/20/40 split fold-down front bench seat; 4-way adjustable driver's seat; 4-way adjustable front passenger bench seat	S	S	S	—	S	—	—	—
Fabric-trimmed front bucket seats; 8-way power-adjustable driver's seat with power lumbar support; 4-way adjustable front passenger seat	—	—	P	—	P	—	—	—
Fabric-trimmed 60/40 split fold-up rear seats	—	S	S	—	S	—	—	—
Leather-trimmed and heated front bucket seats; 10-way power-adjustable driver's seat with power thigh and lumbar support; 4-way power-adjustable front passenger seat with power lumbar support	—	—	—	S	—	S	—	—
Leather-trimmed 60/40 split fold-up rear seats	—	—	—	S	—	S	—	—
Premium perforated leather-trimmed heated and ventilated front bucket seats with grade-identified backrests; 10-way power-adjustable driver's seat with 2-position memory function and power thigh and lumbar support; 4-way power-adjustable front passenger seat with power lumbar support	—	—	—	—	—	—	S	S
Premium perforated leather-trimmed 60/40 split fold-up rear seats	—	—	—	—	—	—	S	S
Heavy-duty all-weather flooring	P	P	—	—	—	—	—	—
Carpet flooring	S	S	S	S	S	S	S	S
Cruise control	S	S	S	S	S	S	S	S
Urethane tilt 4-spoke steering wheel with column shifter	S	S	S	—	S	—	—	—
Urethane tilt/telescopic 4-spoke steering wheel and center console gated shift lever (front bucket seat only)	—	—	P	—	P	—	—	—
Leather-trimmed tilt/telescopic 4-spoke steering wheel with audio, <i>Bluetooth</i> ^{®7} hands-free phone, voice-command controls, and center console gated shift lever	—	—	—	S	—	S	—	—
Leather-trimmed power tilt/telescopic 4-spoke steering wheel (with wood-grain-style accents — 1794 Edition only), memory function and audio, <i>Bluetooth</i> ^{®7} hands-free phone controls, and center console gated shift lever	—	—	—	—	—	—	S	S
Analog instrumentation with color-illuminated speedometer, coolant temperature and fuel gauges, 2.2-in. LCD display with odometer and tripmeters; shift-position indicator	S	S	—	—	—	—	—	—
Analog instrumentation with color-illuminated speedometer, tachometer, voltmeter, coolant temperature, fuel and engine oil pressure gauges; 3.5-in. color Multi-Information Display with odometer and tripmeters; shift-position indicator	—	—	S	S	S	S	S	S
Power windows with driver-side one-touch auto down, power door locks with shift-linked automatic lock/unlock feature and remote keyless entry system with lock, unlock and panic functions (not available with Work Truck Package)	S	S	S	S	S	S	—	—
Power windows with driver and front passenger one-touch auto up/down, power door locks with shift-linked automatic lock/unlock feature and programmable auto door lock logic, and remote keyless entry system with lock, unlock and panic functions	—	—	—	P	—	P	S	S
Sliding horizontal rear window with privacy glass	—	—	S	—	—	—	—	—
Power horizontal sliding rear window with privacy glass	—	—	—	S	—	—	—	—
Power vertical sliding rear window with defogger and privacy glass	—	—	—	—	S	S	S	S
Auto-dimming rearview mirror with compass and HomeLink ^{®14} universal transceiver	—	—	P	S	P	S	S	S
Overhead console with sunglass storage (sunglass storage only with moonroof)	—	—	—	—	S	S	—	—
Two front 12V auxiliary power outlets (additional rear 12V auxiliary power outlet on Double Cab and CrewMax)	S	S	S	S	S	S	S	S
Front maplight (additional rear maplight on Double Cab and CrewMax)	—	S	S	S	S	S	S	S
Four front cup holders, four front bottle holders	S	—	—	—	—	—	—	—
Four front and two rear cup holders, four front and two rear bottle holders (three front cup holders on Limited)	—	S	S	S	—	—	—	—
Four front and two rear cup holders, four front and four rear bottle holders (three front cup holders on Platinum and 1794 Edition)	—	—	—	—	S	S	S	S
Maximum seating capacity (bench/bucket front seats)	3/—	6/—	6/5	—/5	6/5	—/5	—/5	—/5

S = Standard O = Optional — = Not available P = Available as part of a package

Features¹ (continued)

SAFETY AND CONVENIENCE	REGULAR		DOUBLE CAB		CREWMAX			
	SR	SR	SR5	LIMITED	SR5	LIMITED	PLATINUM	1794 EDITION
STAR SAFETY SYSTEM TM Star Safety System TM — includes Vehicle Stability Control (VSC); ¹⁵ Traction Control (TRAC), Anti-lock Brake System (ABS) with Electronic Brake-force Distribution (EBD), Brake Assist (BA) ¹⁶ and Smart Stop Technology [®] (SST); ¹⁷ At speeds greater than five miles per hour, when the accelerator is depressed first and the brakes are then applied firmly for longer than one-half second, Smart Stop Technology ^{®18} is designed to help the driver bring the vehicle to a stop.	S	S	S	S	S	S	S	S
Driver and front outboard passenger Advanced Airbag System ¹⁸	S	S	S	S	S	S	S	S
Driver and front outboard passenger seat-mounted side airbags, driver and front passenger knee airbags and front and rear Roll-sensing Side Curtain Airbags (RSCA) ¹⁸	S	S	S	S	S	S	S	S
3-point seatbelts for all seating positions; driver-side Emergency Locking Retractor (ELR) and Automatic/Emergency Locking Retractor (ALR/ELR) on all passenger seatbelts	S	S	S	S	S	S	S	S
Driver and front passenger seatbelt pretensioners with force limiters	S	S	S	S	S	S	S	S
LATCH (Lower Anchors and Tethers for CHildren) includes lower anchors on outboard front passenger seat and tether anchor on center seat	S	—	—	—	—	—	—	—
LATCH (Lower Anchors and Tethers for CHildren) includes lower anchors on outboard rear seats and tether anchor on rear center seat	—	S	S	S	S	S	S	S
Child-protector rear door locks	—	S	S	S	S	S	S	S
Tire Pressure Monitor System (TPMS) ¹⁹	S	S	S	S	S	S	S	S
Front and rear parking assist sonar	—	—	—	P	—	P	S	S
Trailer-Sway Control (TSC) ²⁰	S	S	S	S	S	S	S	S
Anti-theft system and engine immobilizer ²¹	S	S	S	—	S	—	—	—
Anti-theft system with alarm and engine immobilizer ²¹	—	—	P	S	P	S	—	—
Anti-theft system with alarm, Glass Breakage Sensor (GBS) ²² and engine immobilizer ²¹	—	—	—	P	—	P	S	S

Packages and Options

PACKAGES

WORK TRUCK PACKAGE — Removes power windows and speed- and shift-sensing power door locks in Regular Cab only. Removes wireless door locks and passenger seatback pockets. Adds vinyl flooring and vinyl seating.	O	O	—	—	—	—	—	—
SR5 UPGRADE PACKAGE — Includes front bucket seats with power driver's seat with power lumbar support, floor-mounted urethane shift lever and knob, auto-dimming rearview mirror with compass and HomeLink ^{®14} universal transceiver, tilt/telescopic steering wheel, front console box with three cupholders, and alarm	—	—	O	—	O	—	—	—
TRD OFF-ROAD PACKAGE — Includes Bilstein [®] shock absorbers, 18-in. alloy wheels with off-road tires, engine skid plate, fuel tank skid plate, front tow hooks on 4x2, and decals	—	—	O	O	O	O	—	—
LIMITED PREMIUM PACKAGE — Power windows with driver and front passenger auto up/down; room, foot and ignition key illuminated entry system; Glass Breakage Sensor (GBS); ²² front and rear parking assist sonar	—	—	—	O	—	O	—	—

STAND-ALONE OPTIONS

18-in. alloy wheels with P255/70R18 tires	—	—	O	—	O	—	—	—
20-in. chrome-clad alloy wheels with P275/55R20 tires ²³	—	—	—	—	—	—	—	O
Blind Spot Monitor (BSM) ² with Rear Cross-Traffic Alert (RCTA) ³ <i>includes color-keyed rear bumper</i> (not available with tow mirrors)	—	—	—	—	—	O	O	O
Entune TM Premium Audio with Navigation [®] and App Suite ¹¹	—	—	O	S	O	S	—	—
Entune TM Premium JBL [®] Audio with Navigation [®] and App Suite ¹¹	—	—	—	O	—	O	S	S
Deck Rail System with four adjustable tie-down cleats	O	O	O	S	O	S	S	S
Heated power outside tow mirrors with turn signal indicators and manual-extend and folding feature (5.7L V8 only)	O	O	O	O	O	O	O	O
Running boards	—	O	O	O	O	O	O	O
Power tilt/slide moonroof with sliding sunshade	—	—	—	—	—	O	S	S
Tow hitch (4.6L V8 only)	O	O	O	—	O	—	—	—

S = Standard O = Optional — = Not available P = Available as part of a package

WHEELS	REGULAR	DOUBLE CAB		CREWMAX				
	SR	SR	SR5	LIMITED	SR5	LIMITED	PLATINUM	1794 EDITION
A – 18-in. styled steel wheels with P255/70R18 tires	S	S	S	–	S	–	–	–
B – 18-in. 5-spoke alloy wheels with P275/65R18 tires	–	–	O	–	O	–	–	–
C – 18-in. 5-spoke TRD Off-Road Package alloy wheels with P275/65R18 tires (V8 only)	–	–	P	P	P	P	–	–
D – 20-in. split 5-spoke machine-finished alloy wheels with P275/55R20 tires ²³	–	–	–	S	–	S	–	–
E – 20-in. alloy wheels with P275/55R20 tires ²³	–	–	–	–	–	–	S	S
F – 20-in. chrome-clad alloy wheels with P275/55R20 tires ²³	–	–	–	–	–	–	–	O

S = Standard O = Optional – = Not available P = Available as part of a package



[A]



[B]



[C]



[D]



[E]



[F]



SR5 CrewMax with available TRD Off-Road Package



Limited Double Cab with available TRD Off-Road Package

A finish made to last.

Everything on Tundra is made to last, including the paint. Each color is tested to make sure it will last the life of the truck. We know that Tundra owners are a unique bunch, so we offered a variety of colors to suit every taste. No matter what color you choose, the Tundra, with its chiseled exterior, will demand attention.



Attitude Black Metallic¹



Black²



Blue Ribbon Metallic



Barcelona Red Metallic¹



Radiant Red³



Sunset Bronze Mica¹



Magnetic Gray Metallic



Silver Sky Metallic



Super White



Colors and Trim (continued)



SR Graphite fabric




SR5 fabric shown in Black

Also available in



Graphite



Sand Beige



Limited leather shown in Sand Beige

Also available in



Black



Graphite



Platinum Premium Black leather



1794 Edition Premium Brown leather

COLOR SELECTOR	SR	SR5	LIMITED	PLATINUM	1794 EDITION
ATTITUDE BLACK METALLIC	•	•	BLACK GRAPHITE SAND BEIGE	BLACK	BROWN
BLACK	GRAPHITE	BLACK GRAPHITE SAND BEIGE	•	•	•
BLUE RIBBON METALLIC	GRAPHITE	BLACK GRAPHITE SAND BEIGE	BLACK GRAPHITE SAND BEIGE	BLACK	BROWN
BARCELONA RED METALLIC	•	•	BLACK GRAPHITE SAND BEIGE	BLACK	BROWN
RADIANT RED	GRAPHITE	BLACK GRAPHITE SAND BEIGE	BLACK GRAPHITE SAND BEIGE	•	•
SUNSET BRONZE MICA	•	•	BLACK SAND BEIGE	BLACK	BROWN
MAGNETIC GRAY METALLIC	GRAPHITE	BLACK GRAPHITE	BLACK GRAPHITE	BLACK	BROWN
SILVER SKY METALLIC	GRAPHITE	BLACK GRAPHITE	BLACK GRAPHITE	BLACK	BROWN
SUPER WHITE	GRAPHITE	BLACK GRAPHITE SAND BEIGE	BLACK GRAPHITE SAND BEIGE	BLACK	BROWN



Information Provided by:

DEALER
E-PROCESS

Specifications

MECHANICAL	REGULAR		DOUBLE CAB		CREWMAX			
	SR	SR	SR5	LIMITED	SR5	LIMITED	PLATINUM	1794 EDITION
ENGINE								
4.0-Liter Aluminum V6 DOHC 24-Valve with Dual Independent Variable Valve Timing with intelligence (VVT-i); 270 hp @ 5600 rpm; 278 lb.-ft. @ 4400 rpm	S	S	—	—	—	—	—	—
4.6-Liter Aluminum i-FORCE V8 DOHC 32-Valve with Dual Independent Variable Valve Timing with intelligence (VVT-i); 310 hp @ 5600 rpm; 327 lb.-ft. @ 3400 rpm	—	O	S	—	S	—	—	—
5.7-Liter Aluminum i-FORCE V8 DOHC 32-Valve with Dual Independent Variable Valve Timing with intelligence (VVT-i); 381 hp @ 5600 rpm; 401 lb.-ft. @ 3600 rpm	O	O	O	S	O	S	S	S
5.7-Liter Aluminum i-FORCE V8 DOHC E85 Flex Fuel ²⁴ 32-Valve with Dual Independent Variable Valve Timing with intelligence (VVT-i); 381 hp @ 5600 rpm; 401 lb.-ft. @ 3600 rpm	O	O	O	O	O	O	O	O
IGNITION SYSTEM								
Electronic, with Toyota Direct Ignition (TDI)	S	S	S	S	S	S	S	S
Heavy-duty battery and heavy-duty alternator (5.7L V8 only)	O	O	O	S	O	S	S	S
EMISSION RATING								
Low Emission Vehicle II (LEV-II) (V6)	S	S	—	—	—	—	—	—
Ultra Low Emission Vehicle II (ULEV-II) (V8)	O	O	S	S	S	S	S	S
DRIVETRAIN								
Rear-Wheel Drive with Automatic Limited-Slip Differential (Auto LSD)	S	S	S	S	S	S	S	S
4WD Demand part-time 4WD with electronically controlled transfer case, Active Traction Control (A-TRAC) and Automatic Limited-Slip Differential (Auto LSD)	O	O	O	O	O	O	O	O
TRANSMISSION								
5-speed Electronically Controlled automatic Transmission with intelligence (ECT-i), sequential shift mode and uphill/downhill shift logic (V6 models)	S	S	—	—	—	—	—	—
6-speed Electronically Controlled automatic Transmission with intelligence (ECT-i), sequential shift mode, uphill/downhill shift logic and TOW/HAUL Mode (5.7L V8 models add TOW/HAUL Mode) (V8 models)	O	O	S	S	S	S	S	S
RATIOS 4.0L V6								
1st gear	3.520	3.520	—	—	—	—	—	—
2nd gear	2.042	2.042	—	—	—	—	—	—
3rd gear	1.400	1.400	—	—	—	—	—	—
4th gear	1.000	1.000	—	—	—	—	—	—
5th gear	0.716	0.716	—	—	—	—	—	—
Reverse	3.224	3.224	—	—	—	—	—	—
Rear differential ratio/ring gear size (in.)	3.909/9.5	3.909/9.5	—/—	—/—	—/—	—/—	—/—	—/—
RATIOS 4.6L V8								
1st gear	—	3.33	3.33	—	3.33	—	—	—
2nd gear	—	1.960	1.960	—	1.960	—	—	—
3rd gear	—	1.353	1.353	—	1.353	—	—	—
4th gear	—	1.000	1.000	—	1.000	—	—	—
5th gear	—	0.728	0.728	—	0.728	—	—	—
6th gear	—	0.588	0.588	—	0.588	—	—	—
Reverse	—	3.061	3.061	—	3.061	—	—	—
Rear differential ratio/ring gear size (in.)	—/—	3.909/9.5	3.909/9.5	—/—	3.909/9.5	—/—	—/—	—/—
Rear differential with Tow Package	—	4.100	4.100	—	4.100	—	—	—
4WD transfer case (high/low)	—/—	1.000/2.656	1.000/2.655	—/—	1.000/2.648	—/—	—/—	—/—
RATIOS 5.7L V8								
1st gear	3.333	3.333	3.333	3.333	3.333	3.333	3.333	3.333
2nd gear	1.960	1.960	1.960	1.960	1.960	1.960	1.960	1.960
3rd gear	1.353	1.353	1.353	1.353	1.353	1.353	1.353	1.353
4th gear	1.000	1.000	1.000	1.000	1.000	1.000	1.000	1.000
5th gear	0.728	0.728	0.728	0.728	0.728	0.728	0.728	0.728
6th gear	0.588	0.588	0.588	0.588	0.588	0.588	0.588	0.588
Reverse	3.061	3.061	3.061	3.061	3.061	3.061	3.061	3.061
Rear differential ratio/ring gear size (in.)	4.300/10.5	4.300/10.5	4.300/10.5	4.300/10.5	4.300/10.5	4.300/10.5	4.300/10.5	4.300/10.5
4WD transfer case (high/low)	1.000/2.661	1.000/2.653	1.000/2.654	1.000/2.650	1.000/2.647	1.000/2.645	1.000/2.643	1.000/2.642

S = Standard O = Optional — = Not available P = Available as part of a package



See numbered footnotes in Disclosures section.

Specifications (continued)

SUSPENSION	REGULAR	DOUBLE CAB			CREWMAX			
	SR	SR	SR5	LIMITED	SR5	LIMITED	PLATINUM	1794 EDITION
Independent coil-spring high-mounted double-wishbone front suspension with stabilizer bar and low-pressure nitrogen gas-filled shock absorbers; live axle with trapezoidal multi-leaf rear suspension with staggered outboard-mounted low-pressure nitrogen gas-filled shock absorbers	S	S	S	S	S	S	S	S
STEERING								
Hydraulic power rack-and-pinion	S	S	S	S	S	S	S	S
Steering wheel turns, lock-to-lock	3.71	3.71	3.71	3.71	3.71	3.71	3.71	3.71
Turning circle diameter, curb to curb (ft.) (Standard Bed/Long Bed) (Short Bed on CrewMax)	44.0	44.0/49.0	44.0/49.0	44.0/49.0	44.0	44.0	44.0	44.0
BRAKES								
Power-assisted ventilated 13.9-in. front disc brakes; ventilated 13.6-in. rear disc brakes and Star Safety System™	S	S	S	S	S	S	S	S
WEIGHTS AND CAPACITIES								
CURB WEIGHT (lbs.)								
4.0L V6 Long Bed	4760	5010	—	—	—	—	—	—
4.6L V8 Standard Bed (4x2/4x4)	—/—	5185/—	5185/5185	—/—	5335/5625	—/—	—/—	—/—
5.7L V8 Standard Bed (4x2/4x4)	—/—	5320/5625	5320/5625	5375/5675	—/—	—/—	—/—	—/—
5.7L V8 Long Bed (4x2/4x4)	5085/5340	5500/5755	5500/5755	—/—	—/—	—/—	—/—	—/—
5.7L V8 Short Bed (4x2/4x4)	—/—	—/—	—/—	—/—	5480/5760	5570/5850	5560/5860	5560/5860
GROSS VEHICLE WEIGHT RATING (GVWR) (lbs.)								
4.0L V6 Long Bed	6400	6400	—	—	—	—	—	—
4.6L V8 Standard Bed (4x2/4x4)	—/—	6700/6900	6700/6900	—/—	6800/7000	—/—	—/—	—/—
5.7L V8 Standard Bed (4x2/4x4)	—/—	6900/7100	6900/7100	6900/7100	—/—	—/—	—/—	—/—
5.7L V8 Long Bed (4x2/4x4)	7000/7200	7000/7200	7000/7200	—/—	—/—	—/—	—/—	—/—
5.7L V8 Short Bed (4x2/4x4)	—/—	—/—	—/—	—/—	7000/7200	7000/7200	7000/7200	7000/7200
MAXIMUM PAYLOAD²⁵ (lbs.)								
4.0L V6 Long Bed	1630	1340	—	—	—	—	—	—
4.6L V8 Standard Bed (4x2/4x4)	—/—	1410/1320	1410/1320	—/—	1255/1255	—/—	—/—	—/—
5.7L V8 Standard Bed (4x2/4x4)	—/—	1595/1500	1595/1500	1565/1495	—/—	—/—	—/—	—/—
5.7L V8 Long Bed (4x2/4x4)	2040/1910	1565/1480	1565/1480	—/—	—/—	—/—	—/—	—/—
5.7L V8 Short Bed (4x2/4x4)	—/—	—/—	—/—	—/—	1520/1440	1505/1410	1505/1415	1505/1415
MAXIMUM TOWING²⁶ (lbs.)								
Tow Package includes: towing hitch receiver, trailer brake controller prewire, 4.300 rear axle ratio, TOW/HAUL Mode switch, transmission fluid temperature gauge, supplemental engine oil cooler, supplemental transmission cooler, heavy-duty battery, 170-amp. alternator and 4/7-pin connector (standard on 5.7L V8 models)	O	O	O	S	O	S	S	S
Towing hitch receiver (4.6L V8 models)	—	O	O	—	O	—	—	—
4.0L V6 Long Bed	4000	4500	—	—	—	—	—	—
4.6L V8 Standard Bed (4x2/4x4)	—/—	6800/6500	6800/6500	—/—	6700/6400	—/—	—/—	—/—
5.7L V8 Standard Bed (4x2/4x4)	—/—	10,200/9900	10,200/9900	10,200/9900	—/—	—/—	—/—	—/—
5.7L V8 Long Bed (4x2/4x4)	10,500/10,200	10,100/9800	10,100/9800	—/—	—/—	—/—	—/—	—/—
5.7L V8 Short Bed (4x2/4x4)	—/—	—/—	—/—	—/—	10,100/9800	10,000/9600	10,000/9500	10,000/9500
FUEL TANK (gal.)	26.4	26.4	26.4	26.4	26.4	26.4	26.4	26.4

S = Standard O = Optional — = Not available P = Available as part of a package



SR5 Double Cab Long Bed shown in Silver Sky Metallic with available 18-in. 5-spoke alloy wheels and tow mirrors.
See footnote 26 in Disclosures section for more information on towing.



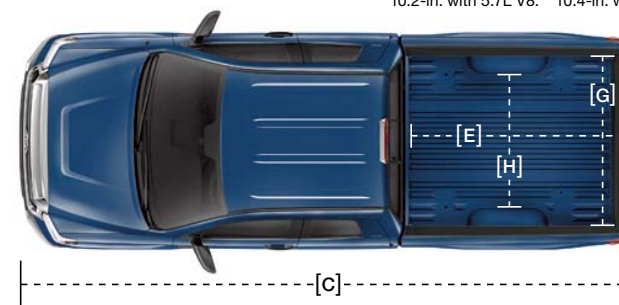
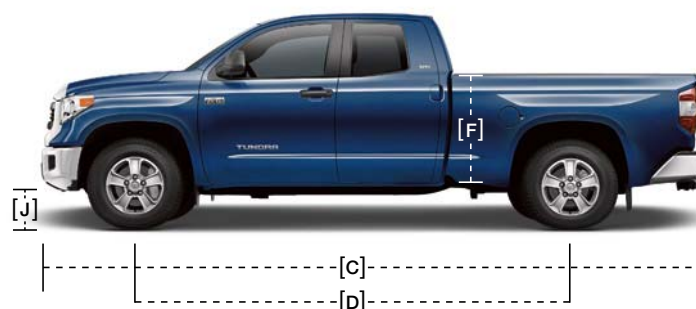
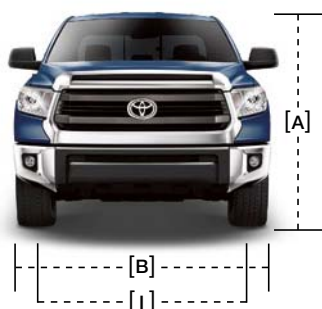
TOWING SAE J2807

SAE J2807 is the standard for tow ratings set by the Society of Automotive Engineers, SAE. Toyota agreed to adopt the standard for 2013 and is the only manufacturer to have done so. In fact, since 2010, the entire Toyota lineup has been SAE J2807 compliant.

Specifications (continued)

DIMENSIONS	REGULAR	DOUBLE CAB			CREWMAX			
	SR	SR	SR5	LIMITED	SR5	LIMITED	PLATINUM	1794 EDITION
EXTERIOR DIMENSIONS (in.)								
A — Overall height (4x2/4x4)	75.8/76.2	76.0/76.4	76.0/76.4	76.0/76.2	75.8/76.2	75.8/76.2	75.8/76.2	75.8/76.2
B — Overall width	79.9	79.9	79.9	79.9	79.9	79.9	79.9	79.9
C — Overall length (Standard Bed)	—	228.9	228.9	228.9	—	—	—	—
Overall length (Long Bed)	228.9	247.8	247.8	247.8	—	—	—	—
Overall length (Short Bed)	—	—	—	—	228.9	228.9	228.9	228.9
D — Wheelbase (Standard Bed)	—	145.7	145.7	145.7	—	—	—	—
Wheelbase (Long Bed)	145.7	164.6	164.6	164.6	—	—	—	—
Wheelbase (Short Bed)	—	—	—	—	145.7	145.7	145.7	145.7
E — Inside bed length (Standard Bed)	—	78.7	78.7	78.7	—	—	—	—
Inside bed length (Long Bed)	97.6	97.6	97.6	—	—	—	—	—
Inside bed length (Short Bed)	—	—	—	—	66.7	66.7	66.7	66.7
F — Bed height	22.2	22.2	22.2	22.2	22.2	22.2	22.2	22.2
G — Bed width at tailgate	66.4	66.4	66.4	66.4	66.4	66.4	66.4	66.4
H — Bed width (between wheelwells)	50.0	50.0	50.0	50.0	50.0	50.0	50.0	50.0
I — Track (front/rear)	67.9/67.9	67.9/67.9	67.9/67.9	67.9/67.9	67.9/67.9	67.9/67.9	67.9/67.9	67.9/67.9
J — Ground clearance (4x2/4x4)	10.2*/10.6	10.4**/10.6	10.2/10.6	10.2/10.4	10.2/10.6	10.0/10.4	10.4/10.4	10.4/10.4

*10.2-in. with 5.7L V8. **10.4-in. with Long Bed.



INTERIOR DIMENSIONS, FRONT/REAR (in.)

Head room	39.7/—	39.7/38.7	39.7/38.7	39.7/38.7	39.7/38.9	39.7/38.9	39.7/38.9	39.7/38.9
Hip room	62.0/—	62.6/62.6	62.6/62.6	62.6/62.6	62.6/60.4	62.6/60.4	62.6/60.4	62.6/60.4
Leg room	42.5/—	42.5/34.7	42.5/34.7	42.5/34.7	42.5/42.3	42.5/42.3	42.5/42.3	42.5/42.3
Shoulder room	66.7/—	65.7/65.6	65.7/65.6	65.7/65.6	65.7/65.5	65.7/65.5	65.7/65.5	65.7/65.5
OFF-HIGHWAY								
Approach/departure angle (degrees)								
Standard Bed (Short Bed on CrewMax)	—/—	26.0/21.0	26.0/21.0	26.0/21.0	26.0/21.0	26.0/21.0	26.0/21.0	26.0/21.0
Long Bed	26.0/21.0	26.0/21.0	26.0/21.0	—/—	—/—	—/—	—/—	—/—
TIRES; Type — All-Season								
Spare — Full-size mounted under body	S	S	S	S	S	S	S	S
MILEAGE ESTIMATES (mpg city/highway/combined)²⁷								
4.0L V6 4x2	16/20/17	16/20/17	—	—	—	—	—	—
4.6L V8 4x2	—	15/19/16	15/19/16	—	15/19/16	—	—	—
4.6L V8 4x4	—	14/18/16	14/18/16	—	14/18/16	—	—	—
5.7L V8 4x2	13/18/15	13/18/15	13/18/15	13/18/15	13/18/15	13/18/15	13/18/15	13/18/15
5.7L V8 4x4	13/17/15	13/17/15	13/17/15	13/17/15	13/17/15	13/17/15	13/17/15	13/17/15

S = Standard O = Optional — = Not available P = Available as part of a package

Accessories

You own it. But there are a few things you might want to do before it's really yours. Maybe it needs different wheels, tube steps, tie-downs, cross bars or a bed extender for doing stuff that only matters to you. Whatever it is, ask your sales associate to see the 2014 Tundra Accessories brochure, a soup-to-nuts catalog of Genuine Toyota Accessories designed to give your Tundra the finishing touches that make it unmistakably yours. For a complete list of accessories, go to toyota.com/tundra



All-weather floor mats²⁸



Bed extender²⁹



Skid Resistor™ bedliner²⁹



Brushed stainless steel step boards



Tube steps — chrome



Deck Rail System



Tube steps — black



Exhaust tip

EXTERIOR

- 20-in. carved alloy wheels²³
- 20-in. machined star 5-spoke alloy wheels²³
- Alloy wheel locks
- Brushed stainless steel step boards
- Exhaust tip
- Glass Breakage Sensor²²
- Locking fork bike rack²⁹
- Paint protection film
- RS3200 Plus Security System
- Spare tire lock
- Tube steps — black
- Tube steps — chrome

TOWING²⁶

- Ball mount
- Towing hitch receiver
- Trailer hitch

INTERIOR

- All-weather floor mats²⁸
- Ashtray cup
- Cargo tote²⁹
- Carpet floor mats²⁸
- Doorsill protectors
- Emergency assistance kit
- First aid kit

BED

- Bed extender²⁹
- Skid Resistor™ Bedliner²⁹
- Bed mat²⁹
- Cargo divider²⁹
- Cargo net²⁹ (exterior)
- Deck Rail System
- Mini tie-downs with hooks^{29,30}
- Tie-down cleats

TRD PERFORMANCE

- TRD 17-in. forged off-road beadlock-style alloy wheels
- TRD high-performance brake kit
- TRD oil cap
- TRD oil filter
- TRD performance brake pads
- TRD performance dual exhaust system
- TRD performance handling suspension kit
- TRD performance shocks
- TRD radiator cap
- TRD rear sway bar
- TRD wheel locks



Information Provided by:
DEALER
E-PROCESS

See numbered footnotes in Disclosures section.

DISCLOSURES

1. Toyota strives to build vehicles to match customer interest and thus they typically are built with popular options and option packages. Not all options/packages are available separately and some may not be available in all regions of the country. See toyota.com for information about options/packages commonly available in your area. If you would prefer a vehicle without any or with different options, contact your dealer to check for current availability or the possibility of placing a special order. 2. Do not rely exclusively on the Blind Spot Monitor. Always look over your shoulder and use your turn signal. There are limitations to the function, detection, range and clarity of the monitor. For a complete list of limitations and directions regarding use of the monitor, please see the *Owner's Manual*. 3. Do not rely exclusively on the Rear Cross-Traffic Alert system. Always look over your shoulder and use your mirrors to confirm rear clearance. There are limitations to the function, detection, range and clarity of the system. To learn more, see *Owner's Manual*. 4. Entune™ is a trademark of Toyota Motor Corporation. Always drive safely, obey traffic laws and focus on the road while driving. Services vary by phone/carrier; functionality depends on many factors. Services subject to change. For enrollment and more details, see toyota.com/entune. 5. May not be compatible with all mobile phones, MP3/WMA players and like models. 6. iPod® and iPhone® are registered trademarks of Apple Inc. All rights reserved. 7. The Bluetooth® word mark and logos are registered trademarks owned by Bluetooth SIG, Inc. and any use of such marks by Toyota is under license. Other trademarks and trade names are those of their respective owners. The phones on this site claim to support Bluetooth® wireless technology audio streaming. Toyota does not endorse a particular phone or substantiate the Bluetooth® wireless technology audio streaming capability of the phones listed. Performance will vary based on phone software version, coverage and your wireless carrier. 8. Always drive safely, obey traffic laws and focus on the road and traffic conditions while driving. Availability and accuracy of the information provided by the Navigation system or any HD services mentioned (if installed) are dependent upon many factors. Use common sense when relying on information provided. Services and programming subject to change. Services not available in every city or roadway. Navigation updates are available at an additional cost from your Toyota dealer. See your *Navigation System Owner's Manual* or Toyota dealer for details. HD Radio™ Technology manufactured under license from iBiquity Digital Corporation U.S. and Foreign Patents. HD Radio™ and the HD, HD Radio, and "Arc" logos are proprietary trademarks of iBiquity Digital Corp. 9. iTunes® Tagging is a registered trademark of Apple Inc. All rights reserved. 10. SiriusXM services require a subscription after 90-day complimentary All Access trial period, and are sold separately or as a package. **Subscriptions governed by SiriusXM Customer Agreement; see www.siriusxm.com. If you decide to continue your SiriusXM service at the end of your complimentary trial, the plan you choose will automatically renew and bill at then-current rates until you call 1-866-635-2349 to cancel.** Fees and programming subject to change. Available only to those at least 18 years of age in the 48 contiguous United States and D.C. 11. Entune® is a registered trademark of Toyota Motor Corporation. Always drive safely, obey traffic laws and focus on the road while driving. Apps/services vary by phone/carrier; functionality depends on many factors. Select apps use large amounts of data; you are responsible for charges. Apps and services subject to change. Apps identified by "TM" or "®" are trademarks or registered trademarks of their respective companies. For enrollment and more details, see toyota.com/entune. 12. Voice recognition capabilities vary by head unit. 13. The backup camera does not provide a comprehensive view of the rear area of the vehicle. You should also look around outside your vehicle and use your mirrors to confirm rearward clearance. Cold weather will limit effectiveness and view may become cloudy. 14. HomeLink® is a registered trademark of Johnson Controls, Inc. 15. Vehicle Stability Control (VSC) is an electronic system designed to help the driver maintain vehicle control under adverse conditions. It is not a substitute for safe driving practices. Factors including speed, road conditions and driver steering input can all affect whether VSC will be effective in preventing a loss of control. Please see your *Owner's Manual* for further details. 16. Brake Assist is designed to help the driver take full advantage of the benefits of ABS. It is not a substitute for safe driving practices. Braking effectiveness also depends on proper brake-system maintenance and tire and road conditions. 17. Smart Stop Technology® operates only in the event of certain simultaneous brake and accelerator pedal applications. When engaged, the system will reduce power to help the brakes bring the vehicle to a stop. Factors including speed, road conditions and driver input can all impact stopping distance. Smart Stop Technology® is not a substitute for safe and attentive driving and does not guarantee instant stopping. Please see your *Owner's Manual* for further details. 18. All the airbag (AB) systems are Supplemental Restraint Systems. All ABs (if installed) are designed to inflate only under certain conditions and in certain types of severe collisions: frontal and knee ABs typically inflate in frontal collisions; side and side curtain ABs in side collisions; Roll-Sensing Curtain ABs at a severe tilt degree, roll or lateral G-force. In all other accidents, the ABs will not inflate. To decrease the risk of injury from an inflating AB, always wear seatbelts, sit upright in the middle of the seat as far back as possible and do not lean against the door. Do not put objects in front of an AB or around the seatback. Do not use a rearward-facing child seat in any front passenger seat. The force of an inflating AB may cause serious injury or death. See your *Owner's Manual* for further information/warnings. 19. The Toyota Tire Pressure Monitor alerts the driver when tire pressure is critically low. For optimal tire wear and performance, tire pressure should be checked regularly with a gauge; do not rely solely on the monitor system. See your *Owner's Manual* for details. 20. Trailer-Sway Control (TSC) is an electronic system designed to help the driver maintain vehicle control under adverse conditions. It is not a substitute for safe driving practices. Factors including speed, road conditions and driver steering input can all affect whether TSC will be effective in preventing a loss of control. See *Owner's Manual* for details. 21. The engine immobilizer is a state-of-the-art anti-theft system. When you insert your key into the ignition switch, the key transmits an electronic code to the vehicle. The engine will only start if the code in the transponder chip inside the key matches the code in the vehicle's immobilizer. Because the transponder chip is embedded in the key, it can be costly to replace. If you lose a key, your Toyota dealer can help, or you can find a qualified independent locksmith to replace your key or perform high-security key services at www.aloa.org. 22. Available for vehicles with factory security. 23. 20-inch performance tires are often expected to experience greater tire wear than conventional tires. Tire life may be substantially less than mileage expectancy, depending upon tires used and driving conditions. 24. Flex Fuel Vehicles not available in every state. In states where available, all 4x4 5.7L V8 models are FFV. Flex Fuel Vehicles use E85, gasoline or a combination of both. Estimated mileage will vary. Consult your dealer for nearest E85 filling stations or see toyota.com for further details. 25. "Payload Capacity" is the calculation of GVWR minus curb weight and should be used for comparison purposes only. The maximum amount of passenger and cargo weight your vehicle can carry is the Load Carrying Capacity indicated on the label(s) on the driver's doorjamb. 26. Before towing, confirm your vehicle and trailer are compatible, hooked up and loaded properly and that you have any necessary additional equipment. Do not exceed any Weight Ratings and follow all instructions in your *Owner's Manual*. The maximum you can tow depends on the total weight of any cargo, occupants and available equipment. Calculated with new SAE J2807 method. 27. 2013 EPA-estimated mileage. Actual mileage will vary. 28. This floor mat was designed specifically for use in your model and model year vehicle and SHOULD NOT be used in any other vehicle. To avoid potential interference with pedal operation, each mat must be secured with retention hooks/clips. Do not install a floor mat on top of an existing floor mat. 29. Cargo and load capacity limited by weight and distribution. 30. Requires Deck Rail System.

WARRANTIES

Every Toyota Car, Truck and SUV is built to exceptional standards. And that's not idle boasting. We back it up with these Limited Warranty Coverages:

Basic: 36 months/36,000 miles (all components other than normal wear and maintenance items).

Powertrain: 60 months/60,000 miles (engine, transmission/transaxle, drive system, seatbelts and airbags).

Rust-Through: 60 months/unlimited miles (corrosion perforation of sheet metal).

Emissions: Coverages vary under Federal and California regulations. Refer to applicable *Warranty and Maintenance Guide* for details.

Accessories: For Genuine Toyota Accessories purchased at the time of the new vehicle purchase, the Toyota Accessory Warranty coverage is in effect for 36 months/36,000 miles from the vehicle's in-service date, which is the same coverage as the Toyota New Vehicle Limited Warranty.

For Genuine Toyota Accessories purchased after the new vehicle purchase the coverage is 12 months, regardless of mileage, from the date the accessory was installed on the vehicle, or the remainder of any applicable new vehicle warranty, whichever provides greater coverage, with the exception of car covers. Car covers are warranted for 12 months from the date of purchase and do not assume any coverage under the Toyota New Vehicle Limited Warranty. You may be eligible for transportation assistance if it's necessary that your vehicle be kept overnight for repairs covered under warranty. Please see your authorized Toyota dealership for further details.

For complete details about Toyota's warranties, please visit www.toyota.com, refer to the applicable *Warranty and Maintenance Guide* or see your Toyota dealer.

TOYOTA FINANCIAL SERVICES



Toyota Rewards Visa®

Toyota helps you get more out of every dollar you spend. By rewarding you for every purchase you make, the Toyota Rewards Visa® adds even more value to doing the things you love.

Turn everything you buy into points to redeem toward parts, accessories or an eligible vehicle purchase or lease at your Toyota dealer. Earn 5 points for every \$1 spent at participating Toyota dealers and 1 point for every \$1 spent everywhere else Visa is accepted.*

Visit www.toyotarewardsvisa.com for complete details.

Toyota Financial Services (TFS)† is a leading provider of automotive financial services, offering an extensive line of financing plans along with a variety of vehicle and payment protection products to Toyota customers and dealers in the U.S. For more information on TFS products and services, visit www.toyotafinancial.com

*On approved credit. You must have a valid permanent home address in the 50 United States or the District of Columbia. Terms, conditions and restrictions apply and are fully described in the Toyota Rewards Visa Cardmember Agreement and the Toyota Rewards Program Terms and Conditions received with your card. Points earned are based on net purchases. Points-earning maximums apply and points will expire as described in the Rewards Terms and Conditions. Redemption only available at participating Toyota dealerships in the continental U.S. and Alaska. Points cannot be redeemed for cash. Please contact your participating Toyota dealer for information regarding restrictions your dealer may impose on the use of credit cards related to vehicle purchases or leases. The creditor and issuer of the Toyota Rewards Visa is Toyota Financial Savings Bank. Toyota Financial Services is a service mark used by Toyota Financial Savings Bank.

†Toyota Financial Services is a service mark for Toyota Motor Credit Corporation and Toyota Motor Insurance Services, Inc.

Toyota Tundra is designed to meet most off-road driving requirements. Abusive use may result in bodily harm or damage. Toyota encourages responsible operation to protect you, your vehicle and the environment. Seatbelts should be worn at all times. Please do not allow passengers to ride in the cargo area. Towing hitch receivers/ball mount kits are not intended to provide crash protection. For details on vehicle specifications, standard features and available equipment in your area, contact your Toyota dealer. A vehicle with particular equipment may not be available at the dealership. Ask your Toyota dealer to help locate a specifically equipped vehicle.

All information presented herein is based on data available at the time of posting, is subject to change without notice and pertains specifically to mainland U.S.A. vehicles only. Prototypes shown. Actual production vehicles may vary.

TOYOTA MOBILITY For Toyota Mobility program details, go to www.toyota.com/mobility or call the Toyota Customer Assistance Center at 1-800-331-4331

