



1965 EL CAMINO!

BY CHEVROLET



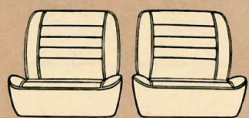
CHEVROLET

EL CAMINO! *It's Chevrolet's exhilarating combination of dash and elegance, comfort and practicality . . . all in one excitingly spirited package. It's as luxurious as a fine passenger car, yet packs up to 1,200 lbs. of whatever you want to haul. Rides beautifully on big coil springs. Gives you sporty extra-cost options such as 4-speed floor shift, bucket seats, tachometer. Here's a snappy new way to work or play—new '65 El Camino by Chevrolet!*




STANDARD EL CAMINO INTERIOR—features 1965-styled durable all-vinyl upholstery and matching sidewall trim with distinctive bright vinyl emblem. Three color schemes are keyed to exterior color. Steering wheel and speckle-patterned vinyl-rubber floor mat carry out the attractive color themes. Standard comfort and convenience features include dual armrests and sunshades, horn ring, cigar lighter and door pillar dome light switches.

INTERIOR FEATURES



Individual bucket seats in textured vinyl trim are available as an extra-cost option for Custom models.



CUSTOM EL CAMINO INTERIOR—with brilliant new styling and appointments highlighted by luxurious diamond-patterned nylon and rich-textured vinyl upholstery. Deep-pile carpeting, deeply embossed vinyl sidewalls with bright vinyl emblem and bold division moldings, deluxe steering wheel, electric clock and glove box light, in addition to standard interior features, provide extra comfort and convenience.

© 1964, Chevrolet Motor Division, General Motors Corporation.



Personalize the fun-loving El Camino to your heart's content. Power brakes, steering and windows if you wish. Air conditioning, bucket seats and Soft-Ray tinted glass? Of course! Go all the way with a tachometer, Comfortilt 7-position steering wheel . . . with sports-type walnut-grained plastic rim if it suits your fancy. They're all available as extra-cost options for your personal comfort and enjoyment.

STANDARD EQUIPMENT

AXLE, REAR: Ratio 3.36 (six-cyl. engine), 3.08 (V8 engine); capacity 2,700 lbs.
 BRAKES: Hydraulic self-adjusting; front 9½" x 2½", rear 9½" x 2"; total lining area 172.7 sq. in.
 CLUTCH: 9½" diameter (six-cylinder engine), 10" diameter (V8 engine)
 DIRECTION SIGNALS: Front and rear
 ENGINE: 120-hp Hi-Thrift 194 Six (13380 and 13580 models); 195-hp Turbo-Fire 283 V8 (13480 and 13680 models)
 GENERATOR: 37-amp Delcotron
 SEAT BELTS: Driver and passenger
 SHOCK ABSORBERS: Front and rear. 1-inch diameter air-booster-type rear shock absorbers may be adjusted by varying air pressure to meet load and road conditions
 SPRINGS, FRONT: Coil, capacity 950 lbs. each
 SPRINGS, REAR: Coil, capacity 1100 lbs. each
 STEERING: Ball gear, ratio 24 to 1; wheel diameter 16½"
 TIRES: Five tubeless 7.35-14/4PR
 TRANSMISSION: 3-Speed Synchro-Mesh
 WINDSHIELD WIPERS: Dual electric, single-speed


OPTIONAL EQUIPMENT*

Air conditioning • Heavy-duty battery • Power brakes
 • Comfort and convenience equipment • Custom seat belts with retractors • Engines (140-hp six; 250-hp V8; 300-hp V8)
 • Heavy-duty generator (Delcotron) • Soft-Ray tinted glass • Bumper guards • Padded instrument panel • Position-traction rear axle • Heavy-duty radiator • Radios (manual and push-button) • Bucket seats (custom models) • Power steering • Steering wheel (simulated walnut) • Comfortilt 7-position steering wheel • Tachometer • Transmissions (4-speed, Overdrive, Powerglide) • Wheel covers (chrome and simulated wire) • Power windows • Wide choice of blackwall and whitewall tire sizes.


*Extra Cost

CUSTOM FEATURE ACCESSORIES—In addition to the full range of factory-installed optional equipment, there's a wide variety of dealer-installed Custom Feature accessories available to custom-tailor your El Camino. Ask your Chevrolet dealer for full details.

PERFORMANCE DATA



HI-THRIFT 194 SIX—Engine for 6-cylinder El Camino models is the Hi-Thrift 194 Six. The Turbo-Thrift 230 Six is available at extra cost.



TURBO-FIRE 283 V8—V8 El Camino models are powered by the Turbo-Fire 283 V8. Optional at extra cost are the 250-hp and 300-hp Turbo-Fire 327 V8s.

ENGINES

Displacement & Type	Hi-Thrift 194 Six	Turbo-Thrift 230 Six*	Turbo-Fire 283 V8	Turbo-Fire 327 V8*	
				250 @ 4400	300 @ 5000
Gross Horsepower (@ RPM)	120 @ 4400	140 @ 4400	195 @ 4800	250 @ 4400	300 @ 5000
Gross Torque (ft.-lbs. @ RPM)	177 @ 2400	220 @ 1600	285 @ 2400	350 @ 2800	360 @ 3200
Compression Ratio	8.5 to 1	8.5 to 1	9.25 to 1	10.5 to 1	10.5 to 1

TRANSMISSIONS

Engine Usage	3-Spd.		4-Spd.*	Overdrive*		Powerglide*		REAR AXLES					
	Six	V8	V8	Six	V8	Six	V8	Ratio	3.08	3.36	3.70	3.07	3.31
Trans. Ratios: 1st	2.94	2.58	2.56	2.94	2.58	DR. 1.00—2.40	DR. 1.00—2.10	Capacity 2700 lbs.					
2nd	1.68	1.48	1.91	1.68	1.48	LO. 1.82—4.37	LO. 1.82—3.82	Engine Usage	V8	Six/V8	Six/V8	250-hp 327 V8	300-hp 327 V8
3rd	1.00	1.00	1.48	0.70	0.70	— —	— —						
4th	—	—	1.00	—	—	— —	— —	Trans. Usage	3-Speed 4-Speed Powerglide	3-Speed 4-Speed Powerglide	Overdrive —	3-Speed 4-Speed Powerglide	3-Speed 4-Speed —
Rev.	2.94	2.58	2.64	2.94	2.58	1.82—4.37	1.82—3.82						

*Extra Cost

All illustrations and specifications contained in this literature are based on the latest product information available at the time of publication. The right is reserved to make changes at any time in prices, colors, materials, equipment, specifications and models, and also to discontinue models. CHEVROLET MOTOR DIVISION OF GENERAL MOTORS CORPORATION, DETROIT, MICHIGAN.