



1975 WAGONS

THE PRACTICAL FAMILY OF WAGONS FROM AMERICA'S FAMILY STATION WAGON BUILDER.



Chevrolet Caprice Estate and other regular-size wagons . . . pages 2-7.



Chevelle Malibu Classic Estate and other mid-size wagons . . . pages 8-13.



Vega Estate and other little Vega wagons . . . pages 14-17.

Vehicles for families who need more than a wagon . . . pages 18-19.



CHEVROLET CAPRICE ESTATE.

The comfort and common sense of the uppermost Chevrolet.

There's a satisfaction that comes with giving your family the finest. And Chevrolet Caprice Estate is our finest blend of wagon practicality, comfort and tasteful styling.

It's the practicality of a wagon built to handle passengers, luggage and household equipment. It's the beauty of a wagon that's ready for dress-up times with a handsome new grille, wheel covers and new opaque "Mozambique" vinyl wood-grain exterior paneling. Inside, there's the convenience of automatic dome and courtesy

light switches at all doors. And the classic vinyl wood-grain on the door panels, instrument cluster and steering wheel has a new two-tone effect.

It's the comfort that comes from a special sound insulation package that adds roof padding over the cargo area. A thick underhood insulation blanket to help seal off noise. Sponge-rubber sound seals on the doors. Additional insulation in the hidden stowage com-

partment. Added insulation at the rear of the wagon includes insulating materials surrounding the tailgate area, rear pillars and rear wheelhousings.

And Caprice Estate provides the standard features families appreciate in a wagon—like the Flip-Down rear seats, Glide-Away tailgate, power steering, power brakes (discs in the front, drums in the rear),

Turbo Hydra-matic transmission, GM-Specification steel-belted radial ply tires and a 400 4-barrel V8 engine. Of course, Caprice comes in either 2- or 3-seat models.

Caprice Estate instrument panel. Dark, exotic vinyl tiger wood enhances the instrument cluster and area above the glove box. This contrasts with the lighter simulated teakwood on the glove box and lower instrument panel.

In addition to the normal instruments, an electric clock is standard. So are courtesy lights—they're a useful detail when you're doing some nighttime map reading on family vacations. **Caprice Estate interiors.** Full foam cushioned seats mean time spent in a Caprice Estate Wagon is spent comfortably.

The perforated all-vinyl upholstery comes in

black, green, blue, sandstone or saddle. These colors are coordinated throughout Caprice—in the cut-pile carpeting, on the instrument panel, steering wheel and doors, and even on the cargo compartment walls.

Here's something special for the front seat passenger: an available 50/50 front seat with reclining passenger side. (Comes in blue, green, sandstone or saddle.)

A no-cost option worth considering is the sport

cloth interior pictured below at the top right. It's a classic herringbone tweed seat trim in saddle and black with dark saddle interior accents.

Spare tire sling. On all regular-size Chevrolet wagons the tire and jack are stored together. Simply lift up sling to pull tire out. This takes some of the work out of an un-fun job.

See other features and options for Chevrolet wagons on pages 6 and 7.



Glide-Away tailgate.



Available sport cloth interior.



Caprice Estate instrument panel.



Spare tire sling.



Caprice Estate interior with available reclining passenger seat.

Caprice Estate Wagon.

Many Options and Custom Features are available for all Chevrolet wagons. Some are illustrated or described in this catalog. Copyright 1974 Chevrolet Motor Division, General Motors Corporation.

IMPALA.

Still the great American wagon value.

You can't build a reputation for value unless you provide it year after year. Impala does just that.

There's value in Impala's easy-driving features: power steering, power front disc/rear drum brakes and Turbo Hydra-matic transmission. Value in the easy-to-operate Flip-Down rear seats and Glide-Away tailgate on all models. For 1975, another important value: GM-Specification steel-belted

radial ply tires are standard. Now, the inside story. Impala gives you molded full foam cushioned seats covered in a scrubbable, perforated vinyl. Take your choice of black, green, blue, sandstone or saddle. The upholstery color is repeated in the carpeting and on the instrument panel, steering column and wheel. Note

the simulated teakwood accenting the instrument cluster, glove compartment and steering wheel. There's also an available sport cloth interior in herringbone tweed.

There's a new grille; new vinyl side molding with bright inserts; more molding edges the roof and tailgate.

BELAIR.

The Chevrolet basics at a basic price.

Bel Air delivers all the room and many of the features you find on Caprice and Impala. And when it comes to thriftiness Bel Air shines.

It comes in 2- and 3-seat models. In back, as in all regular-size Chevrolet wagons, there's carrying space to bring home sheets of 4' x 8' paneling lying flat.

You get important features like the Glide-Away tailgate, Flip-Down rear seats, 400 4-barrel V8, power steering, power front disc/rear drum brakes, Turbo Hydra-matic and GM-Specification steel-belted radial ply tires. And there's no skimping inside—you'll realize that when you see the carpeting, and molded full foam seats covered in a knit vinyl, choice of blue or sandstone.

See pages 6 and 7 for more features and options on regular-size Chevrolet wagons.

PRACTICAL WAGON FEATURES.

Here are four of our practical features that make it easy to put your wagon to work. 1. The Flip-Down rear seats with forward-facing third seat. Both second and third seats fold flat simply and quickly. 2. The Glide-Away tailgate. It disappears for easy loading even in cramped quarters. 3. The

spare tire sling. Now you can remove the spare tire by just lifting up the sling. 4. The storage space behind the rear seat. It includes a hidden stowage compartment in the floor. That's a handy place to keep small valuables out of sight.

Here's how the Glide-Away tailgate works. Raise or lower the power tailgate window by turning a key. Then, turn the key farther to release the lock, and gently push the tailgate down or pull it up. For more convenience, an available power assist raises or lowers the tailgate automatically—from either the instrument panel or at the tailgate.

Here's how the Flip-Down seats work. Turn seats into cargo floor while you're standing at the right rear side door (out of traffic). Simply release the catches on the divided second seat, and it folds down. Then pull the remote lever, and the forward-facing third seat flips downward automatically and is quickly folded into position. No climbing inside. No going from door to door.



Impala.



Bel Air.



Bel Air interior.



Bel Air instrument panel.



Impala instrument panel.



Impala interior.



Glide-Away tailgate closed.



Window and gate start to glide away.



Glide-Away tailgate open.



Release the catches on divided second seat.



Second seat folds down.



Now a lever flips the third seat downward.



With a final push, floor folds flat.

CHEVROLET'S NEW EFFICIENCY SYSTEM.

Our regular-size wagons are designed to run leaner (more economically), run cleaner (to meet new federal emissions standards) and save you money every mile. They're doing this through the use of our new Efficiency System that includes:

1. High Energy Ignition. Standard.

This system delivers up to 85% hotter spark to the plugs than conventional systems. It's designed to give surer starts on cold or wet days, and longer life for spark plugs. (Our Early Fuel Evaporation system also helps contribute to faster engine warm-ups.)

2. Catalytic converter. Standard.

All 1975 Chevrolet wagons use the GM-developed catalytic converter to help reduce certain exhaust emissions. GM's catalytic converter development program included 1,000 vehicles, going over 20 million miles.

3. New fuel filler neck. Standard.

Only unleaded gas should be used with catalytic converters. So our gas tank neck is designed to accommodate only the smaller unleaded fuel hose nozzles.

The use of cleaner burning unleaded fuel means you can go longer between routine servicing. (See chart on page 7.)

4. Outside air intake. Standard.

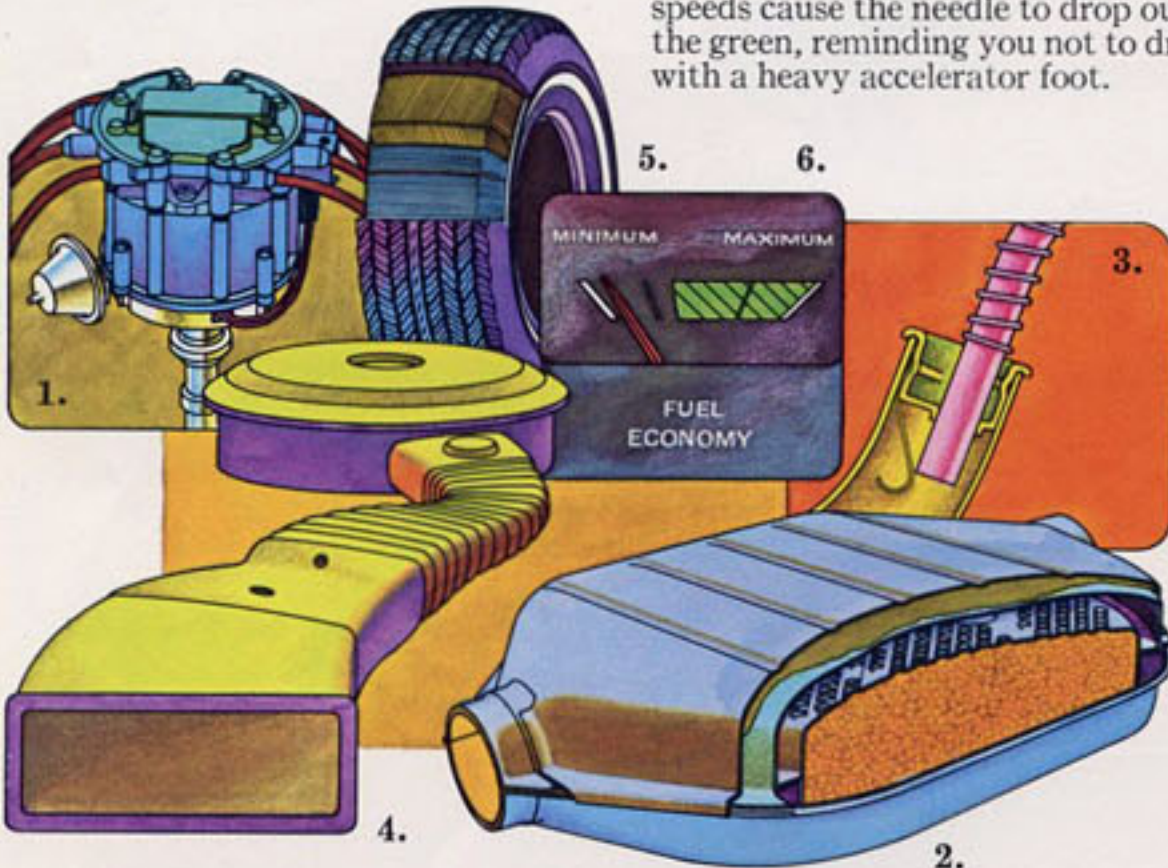
This brings cooler, denser air to the engine resulting in improved efficiency and performance after warm-up.

5. Steel-belted radial ply tires. Standard.

GM-Specification, they provide improved traction on wet and snowy roads. Also, since they roll with less resistance than conventional tires, they can help contribute to fuel economy.

6. Econometer gauge. Available.

This gauge measures engine vacuum and helps show you how to drive more economically. When the needle is in the green area, you are moving along economically. Fast starts or uneven speeds cause the needle to drop out of the green, reminding you not to drive with a heavy accelerator foot.



STANDARD FEATURES BUILT INTO EVERY REGULAR-SIZE CHEVROLET WAGON FOR 1975.

These are the features that add to wagon usefulness, increase driver convenience. GM-Specification steel-belted radial ply tires. Day/night 12-inch rearview mirror. Coolant recovery system stores and returns any overflow of coolant from radiator. Lower control arm ball joint wear indicators. Molded foam front and rear seats. Two front combination seat and shoulder belts with reminder light and buzzer, inertia reel and starter interlock. 400-4 V8 engine. Delco battery with sealed side terminals. Right- and left-hand outside rearview

mirrors. Concealed stowage compartment. Flow-through power ventilation operates whenever ignition is on, pulling outside air through wagon even with closed windows. Aerodynamic shape helps keep rear window clean. Curved side windows. Flush door handles. Full door-glass styling on all models. Soft-rim steering wheel with cushioned center. Color-keyed steering column and wheel. Color-coded control panel for heater or air conditioning. Delcotron generator with built-in solid-state regulator. Flame arrestor battery caps. Hydraulic valve lifters. Open body sill design with full-length reinforcement. Magic-Mirror acrylic lacquer finish. Separate perimeter-type frame. Cushioned body mounting system.

POWER TEAMS.

| Engines | SAE Net HP* | Turbo Hydra-matic |
|------------------------------|-------------|-------------------|
| 400 4-barrel V8 (1) (Std.) | 175 | Std. |
| 454 4-barrel V8 (2) (Avail.) | 215 | Std. |

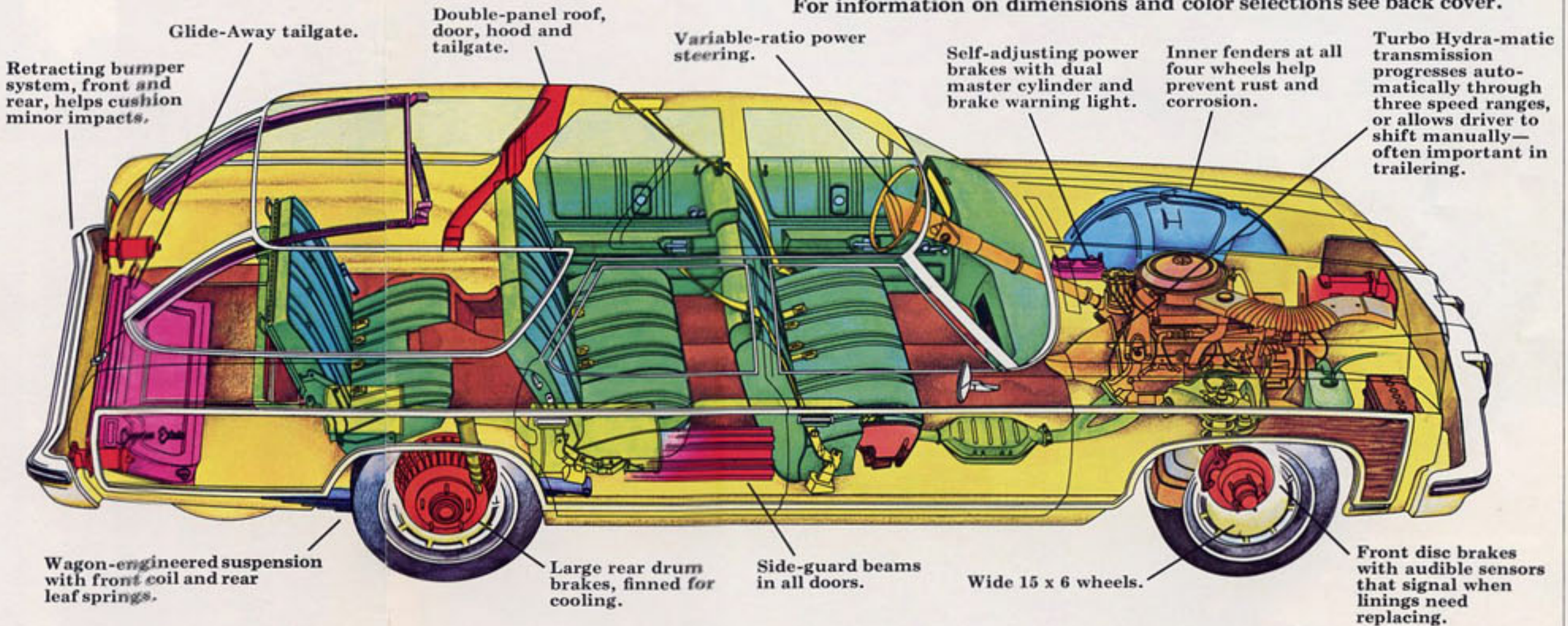
*Net horsepower ratings, in accordance with Society of Automotive Engineers standards, represent the power output of engines as installed in wagons.
(1) California Emission Equipment required in State of California. (2) Not available in California.

COMPARE 1975's SERVICING RECOMMENDATIONS WITH 1974's.*


| Service Needed | 1975 | 1974 |
|------------------------------|--|--|
| Spark plugs | 22,500 miles | 6,000 miles |
| Engine oil | 6 months or 7,500 miles | 4 months or 6,000 miles |
| Oil filter | First 7,500 miles; every 15,000 miles thereafter | First 6,000 miles; every 12,000 miles thereafter |
| Chassis lubrication | 6 months or 7,500 miles | 4 months or 6,000 miles |
| Automatic transmission fluid | 30,000 miles | 24,000 miles |

*See Owner's Manual for complete service details.

For information on dimensions and color selections see back cover.



CHEVROLET AVAILABLE OPTIONS.



Power windows. No need to stretch and reach when you want to open or close windows. Not available on Bel Air.

Intermittent windshield wipers.

For slush or light rain. Wiper wipes window once, then pauses for one to ten seconds, depending on how you set it.



AM/FM/Stereo radio. Solid-state, pushbutton selection. Also available: AM and AM/FM radios;

Stereo tape systems. Antenna is hidden in the windshield on all factory-installed radios.



Load floor carpeting. For a neat look, cover the load space with carpeting. It comes in a removable one-piece section for 2-seat models, and, for 3-seat models, in segments permanently attached to the seat backs and load floor.

Power door locks.

Give added security. All doors lock or unlock with the touch of a single button. **Rear defogger.** Clears tailgate window of fog, steam or mist.



Comfortron air conditioning. Set the dial once and Comfortron maintains that temperature automatically, no matter what

the weather. Also available: Four-Season air conditioning that lets you select the most comfortable temperature.



Comfortilt steering wheel. Six positions—nice when there are several drivers in the family. **Color-keyed floor mats.** Protect carpeting. Especially useful in bad weather.



Cruise-Master speed control. Maintains the speed you select automatically. (Remember, a steady speed can help improve gas mileage.) Is easily disengaged by braking or pressing the control button.

Other available options.

- Auxiliary lighting
- Deluxe body side and tailgate moldings (Impala only)
- Deluxe bumpers and guards
- Heavy-duty battery
- Heavy-duty suspension
- Positraction rear axle
- Power tailgate
- Quiet Sound Group (standard on Caprice)
- Roof luggage carrier
- Right and left remote-control outside mirrors
- Rear seat speaker
- Six-way power seat (except Bel Air)
- Soft-Ray tinted glass.

Trailering.

Regular-size Chevrolet wagons can tow up to 7,000 pounds with specified trailering equipment. And remember, with the Glide-Away tailgate, there's no unhitching to unload. Consider these available options: Bolt-on load-distributing hitch platform for heavy-duty towing Ball frame hitch for loads up to 2,000 lbs. Heavy-duty brakes Superlift rear shocks Large trailering mirrors Wiring harness.

Availability of many of the items included on these pages often depends on model and other equipment selected. Also, some are dealer-installed accessories only. Your Chevrolet dealer can answer any questions concerning availability as well as show you a complete list of all Chevrolet wagon extras.



Malibu Classic Estate.

CHEVELLE MALIBU CLASSIC ESTATE.

Classic styling and attention to detail make this our finest mid-size wagon. Thoughtful spender you are. Someone who skimps on important things you're not. There's plenty of room for your family in a mid-size Chevelle; you appreciate its

mid-price. And you want a wagon that's special. For you, the Chevelle Malibu Classic Estate. Outside, there's new detail in the pattern of the vinyl wood-grain paneling. There's chrome trim along the tailgate, the side, the roof and the wheel openings. There's also a new grille. Malibu Classic Estate offers more than looks to earn its way into your garage. There are Turbo Hydra-matic transmission, a 350 V8 engine, power

steering and power disc/drum brakes standard. So are GM-Specification steel-belted radial ply tires. And for riding comfort, you get a front ride stabilizer and refined suspension on a trim 116" wheelbase. Malibu Classic Estate comes in either 2- or 3-seat versions which hold six and eight respectively. The swing-up tailgate makes it easy for youngsters in the rear-facing third seat to

climb in and out. When you order the 3-seat model, you also get swing-out rear quarter windows to give those third seat riders more ventilation. By the way, parents, while you're inside 3-seat models, the tailgate can only be opened at the instrument panel. And both 2- and 3-seat models have a tailgate-ajar warning light. Just a couple of extra precautions that'll make you feel more at ease.

Interiors like these may make you forget you're in a wagon. The Malibu Classic Estate is a family wagon with family-room comfort. Seats are molded full foam construction with vinyl covering that's easy to look at, and, what may be more important, easy to care for.

Everything around you is an invitation to relax and enjoy the ride, from the fold-down center armrest in the front seat, to the coordinated colors throughout. Black, sandstone, blue and saddle are upholstery colors. They're picked up in the carpeting, the steering wheel and column, and the instrument panel. You'll also find tasteful accents of



vinyl wood-grain trim on the instrument panel. If you like the sporty feel, you can order swivel Strato-buckets, shown above, with or without a center console. These seats swing around toward the doors, making it easy to get


in and out gracefully. Available in same colors as standard seats. See pages 12 and 13 for other Chevelle features and options.



Malibu Classic Estate interior.




Available swivel Strato-bucket seats.



Malibu Classic Estate instrument panel.



Malibu Classic instrument panel.




Malibu Classic interior.



Malibu interior.



Malibu liftgate.



Malibu instrument panel.



Malibu Classic.

MALIBU CLASSIC.

A mid-size wagon that makes more sense than ever.

From the Classic emblem in front to the easy-to-open tailgate in back, the Malibu Classic is a nice blend of wagon practicality and handsome styling.

Equipped to run errands to the grocery store or head for a workout at the tennis club, it comes with Turbo Hydra-matic, power

steering and power disc/drum brakes; also GM-Specification steel-belted radial ply tires. Plus front ride stabilizer, refined suspension, thick cushioned body mounts and a mid-size Chevelle wagon's traditional easy handling ability.

Inside there are plush seats, with center armrest in front. Choose black, sandstone, blue or saddle vinyl for upholstery and cut-pile carpeting colors. The same color is used for the instrument panel which is trimmed with bright chrome.

As with the Malibu Classic Estate, you can order swivel bucket seats in the same colors as regular seats, and with or without a center console.

The Malibu Classic comes in both 2- and 3-seat models. The 3-seat model includes extra vent windows in back for the convenience of third seat passengers.



Malibu.

MALIBU.

Convenience that's easily within range.

Here's the basic Chevelle. Basically a thrifty wagon that doesn't make you do without comfort—like cut-pile carpeting. Basically a hard-working, practical wagon that has GM-

Specification steel-belted radial ply tires, variable-ratio power steering and power disc/drum brakes as standard equipment.

Inside, enjoy molded full foam seats. They're covered in a perforated vinyl surrounded by broad bands of solid vinyl. Your choice of sandstone or black.

The instrument panel and other areas are color coordinated.

A family wagon has to accommodate different size families. So, the standard Malibu comes in 2- and 3-seat models with swing-open side windows in the rear on the 3-seat models.

And, to give you a nice

secure feeling when the kids are riding in the third seat, the only way you can open a 3-seat Malibu tailgate from inside is at the instrument panel—which is sometimes quite a convenience, too. In addition, both 2- and 3-seat Malibus have a tailgate-ajar warning light on the instrument panel.

See pages 12 and 13 for other Chevelle features and options.


CHEVELLE AVAILABLE OPTIONS.

indicator along with easy-to-read engine temperature gauge and voltmeter.



Power windows. No need to stretch and reach, opening or closing windows.

Econominder Gauge Package. Fuel economy



Intermittent windshield wipers. For slush or light rain. Wipes window once, then pauses from one to ten seconds, depending on how you set it.



Load floor carpeting. Adds a finished look when seats become cargo floor.



AM/FM/Stereo radio. Solid-state pushbutton selection. Also available: AM and AM/FM radios; Stereo tape systems. Antenna is

hidden in the windshield on all factory-installed radios. **Cruise-Master speed control.** New for Chevelle, it maintains the speed you set automatically. Disengage easily by braking.



Power door locks. Give added security. All doors lock or unlock with the touch of a single button.



Four-Season air conditioning. Not only cools, but reduces humidity, dirt and pollen. **Rally wheels.** A final appearance touch.



Comfortilt steering wheel. Six different positions.

Luggage rack. Extends wagon practicality.

Rear window defogger. Helps clear liftgate window of fog and steam.

Other available options.
 Auxiliary lighting Body side molding Deluxe bumpers Door edge guards Electric clock Front bumper guards Power tailgate release for 2-seat models Rear window air deflector Remote-control mirrors Six-way power seat Special suspensions Soft-Ray tinted glass Sport mirrors Swing-out rear quarter windows on 2-seat models Wheel covers.

Availability of many of the items included on these pages often depends on model and other equipment selected. Also, some are dealer-installed accessories only. Your Chevrolet dealer can answer any questions concerning availability as well as show you a complete list of all Chevelle wagon extras.

Trailing.

Chevelle wagons can tow up to 6,000 pounds with specified trailing equipment. And, with the liftgate, there's no unhitching to unload. Consider these available items: Bolt-on trailer load-distributing hitch platform for heavy-duty towing Ball frame hitch for loads up to 2,000 lbs. Large trailing mirrors Superlift shocks Wiring harness.

CHEVROLET'S NEW EFFICIENCY SYSTEM.

Our mid-size wagons are designed to run leaner (more economically), run cleaner (to meet new federal emissions standards) and save you money every mile. They're doing this through the use of our new Efficiency System that includes:

1. High Energy Ignition. Standard. This system delivers up to 85% hotter spark to the plugs than conventional systems. It's designed to give surer starts on cold or wet days, and longer life for spark plugs. (Our Early Fuel Evaporation system also helps contribute to faster engine warm-ups.)

2. Catalytic converter. Standard. All 1975 Chevelle wagons use the GM-developed catalytic converter to help reduce certain exhaust emissions. GM's catalytic converter development program included 1,000 vehicles, going over 20 million miles.

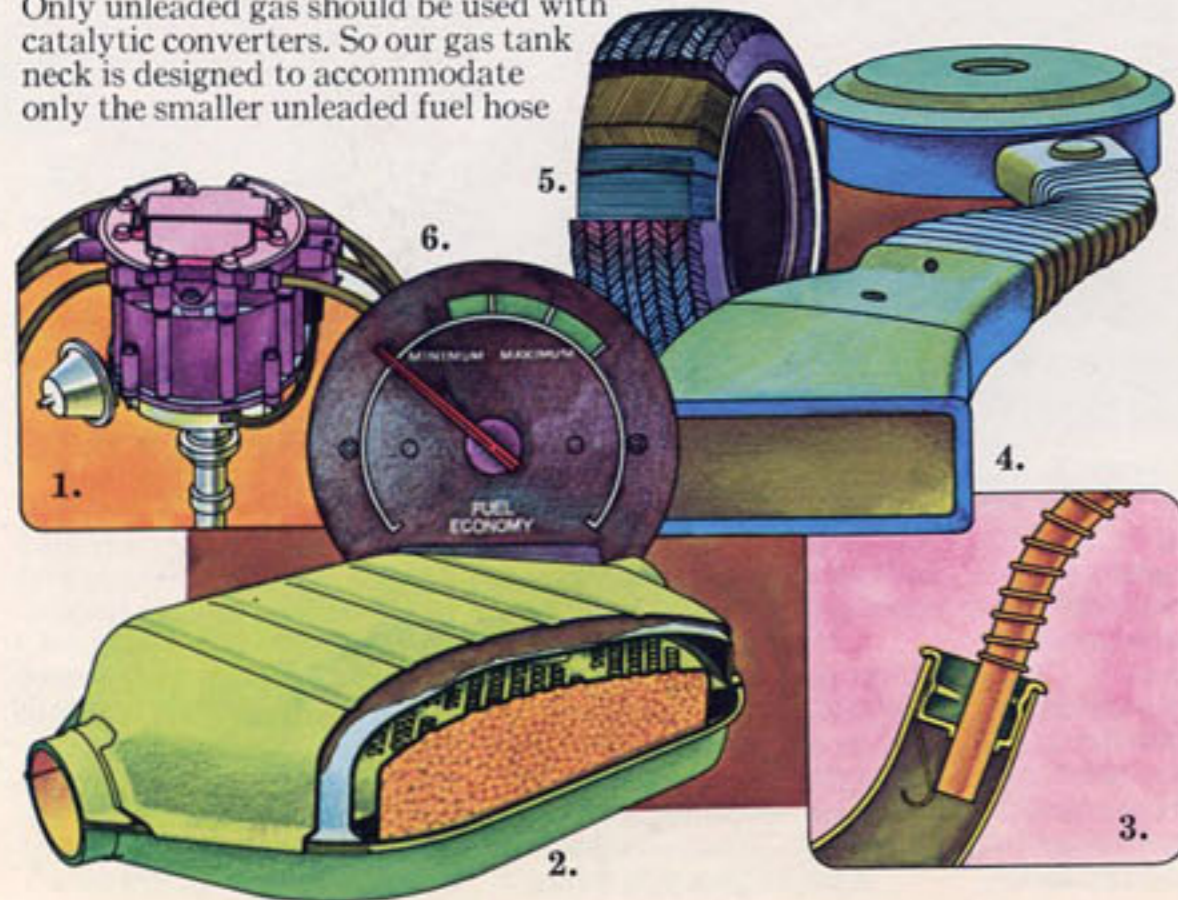
3. New fuel filler neck. Standard. Only unleaded gas should be used with catalytic converters. So our gas tank neck is designed to accommodate only the smaller unleaded fuel hose

nozzles. The use of cleaner burning unleaded fuel means you can go longer between routine servicing. (See chart on page 13.)

4. Outside air intake. Standard. This brings cooler, denser air to the engine, resulting in improved efficiency and performance after warm-up.

5. Steel-belted radial ply tires. Standard. GM-Specification, they provide improved traction on wet and snowy roads. Also, since they roll with less resistance than conventional tires, they can help contribute to fuel economy.

6. Econominder gauge. Available. This gauge measures engine vacuum and helps show you how to drive more economically. When the needle's in the green area, you are moving along economically. Fast starts or uneven speeds cause the needle to drop out of the green, reminding you not to drive with a heavy accelerator foot.



STANDARD FEATURES BUILT INTO EVERY MID-SIZE CHEVELLE WAGON FOR 1975.

These are the features that add to wagon usefulness, increase driver convenience. GM-Specification steel-belted radial ply tires. Flow-through power ventilation operates whenever ignition is on, pulling outside air through the wagon even with the windows closed. Lower control arm ball joint wear indicators. Two front combination seat and shoulder belts with reminder light and buzzer, inertia reel and starter interlock.

Rear quarter vent windows standard on 3-seat models (available on 2-seat models). 350 V8 engine. Delco battery with sealed side terminals. Full foam cushioned seats. Power-Beam headlights. Hide-A-Way windshield wipers. Curved side windows. Flush door handles. Full door-glass styling on all models. Soft-rim steering wheel with cushioned center. Inside hood release. Foot-operated parking brake. Delcotron generator with built-in solid-state regulator. Flame arrestor battery caps. Hydraulic valve lifters. Magic-Mirror acrylic lacquer finish. Additional sound insulation. Liftgate-ajar light.

POWER TEAMS.

| Engines | SAE Net HP* | Turbo Hydra-matic |
|------------------------------|-------------|-------------------|
| 350 2-barrel V8 (1) (Std.) | 145 | Std. |
| 350 4-barrel V8 (2) (Avail.) | 155 | Std. |
| 400 4-barrel V8 (3) (Avail.) | 175 | Std. |
| 454 4-barrel V8 (1) (Avail.) | 215 | Std. |

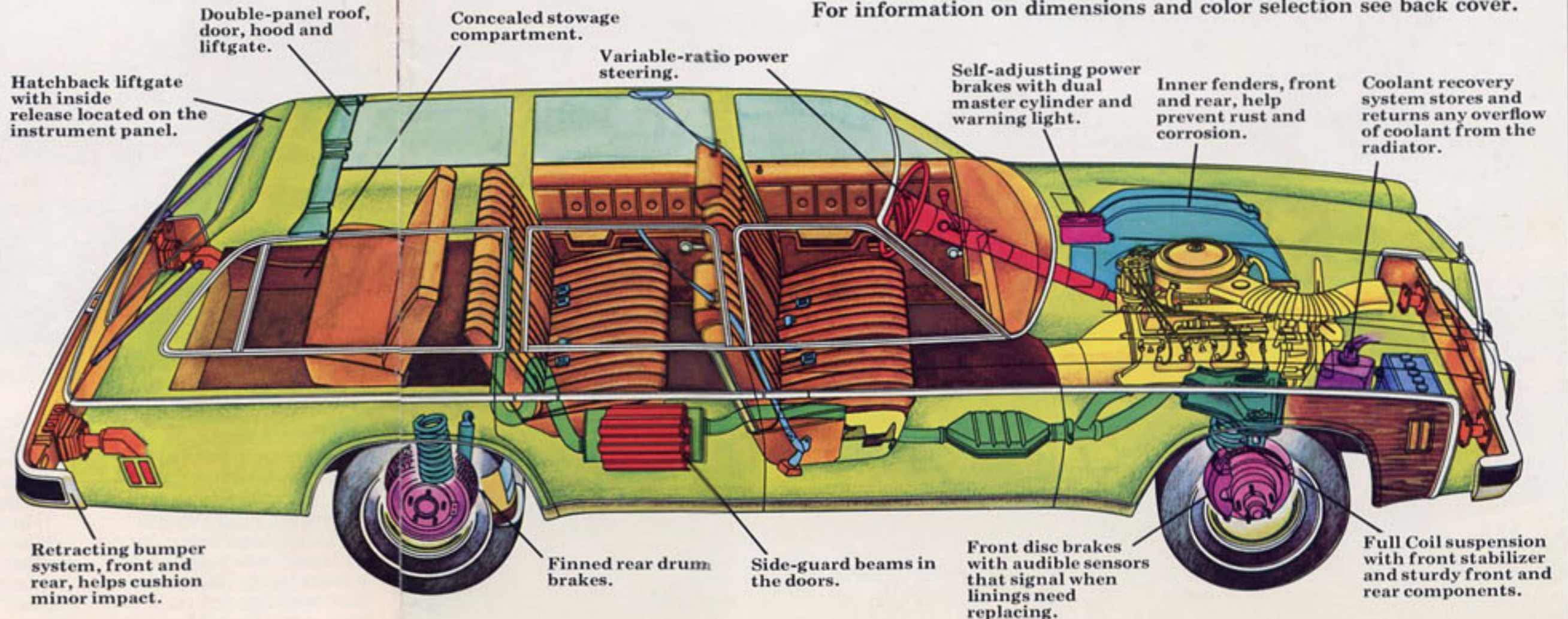
*Net horsepower ratings, in accordance with Society of Automotive Engineers standards, represent the power output of engines as installed in wagons.
 (1) Not available in California. (2) Available only for sale and/or registration in California.
 (3) California Emission Equipment required in State of California.

COMPARE 1975'S SERVICING RECOMMENDATIONS WITH 1974'S.

| Service Needed | 1975 | 1974 |
|------------------------------|--|--|
| Spark plugs | 22,500 miles | 6,000 miles |
| Engine oil | 6 months or 7,500 miles | 4 months or 6,000 miles |
| Oil filter | First 7,500 miles; every 15,000 miles thereafter | First 6,000 miles; every 12,000 miles thereafter |
| Chassis lubrication | 6 months or 7,500 miles | 4 months or 6,000 miles |
| Automatic transmission fluid | 30,000 miles | 24,000 miles |

*See Owner's Manual for complete service details.

For information on dimensions and color selection see back cover.



VEGA.

Wagon practicality and small car economy in one neat package.

Many young and small families like the idea of an economy car, but find they need a little more. Vega wagon offers them economy, room and variety.

The basic Vega Wagon.

Economy plus. There's a lot to like in this little wagon. Comfortable high-back buckets. Cut-pile carpeting. And a very stingy 4-cylinder engine.

You also get a 3-Speed manual transmission with floor-mounted shifter and power ventilation.

The Vega GT Wagon.

Economy plus flair. In addition to the standard Vega features, the GT version includes bright trim moldings and black exterior accents; special 13 x 6 GT wheels with trim rings; white lettered tires; sport

suspension; the 2-barrel 4-cylinder engine; outside sport mirrors; a deluxe instrument panel with assist handle; special instrumentation (clock, tach, engine temperature and ammeter) set in wood-grain vinyl trim; a 4-spoke steering wheel; a thoughtful instrument panel handi-box; and a 2-position adjustable driver's seat back.

The Vega Estate.

Economy plus verve. It's obvious why we nicknamed this one "Little Woody." There's generous wood-grain vinyl paneling along the sides and on the tailgate. Moldings are wood-grain

vinyl, too. And there are special wheel covers as well as "Estate" nameplates. Inside, those nice touches are continued. See Vega Estate interior described at right.

The Vega GT Estate.

Economy plus sportiness. This is the ultimate Vega wagon. The best features of the GT and Estate packages combined to make what might be the smartest little wagon in America.

Inside any Vega wagon, where you and your family spend a lot of time, we've tried to make things comfortable, roomy and pleasant.

The standard interior.

Foam-cushioned front buckets come in cloth-and-vinyl in either black or sandstone; or all-vinyl in black, sandstone, blue or saddle. There's cut-pile carpeting throughout, and the door trim panels are molded vinyl.

The Custom interior.

You can order this one on any Vega wagon except Little Woody. It includes deluxe cloth-and-vinyl seat trim in black or sandstone, or perforated vinyl in black,

sandstone, saddle, red or white; soft door trim panels with map pockets; instrument panel with built-in assist handle; mini-console transmission housing with wood-grain vinyl applique; ashtrays in the rear; automatic dome light switches at both doors; and a special acoustical package including an underhood sound insulation blanket.

The Special Custom interior.

These are truly pleasurable surroundings. Everything in the Custom interior package is included,

plus special knit cloth-and-vinyl seats in dark blue, medium sandstone or dark red; special door trim panels with cloth insert; color-keyed seat belts, steering column and wheel, ashtrays and instrument cluster (wood-grain vinyl in the control areas). Overhead, there's a soft foam headliner and, underfoot, there are thicker carpets.

The Vega Estate interior.

What a nice way to surround a family. It has the same cloth-and-vinyl seats and many of the same features as the Custom interior. The driver's seat back adjusts in two positions.

There are map pockets on the specially trimmed door and quarter panels. Cut-pile carpeting throughout. Ashtrays in the rear. The inside rearview mirror is day/night tilting type. Open either door and the dome light goes on. A 4-spoke sport steering wheel and instrument panel passenger assist handle are included.

You can also order Vega Estate with Special Custom interior.



Vega Estate.



Special Custom Interior.



Vega GT and GT Estate instrument panel.



Standard Vega instrument panel.



Vega GT Estate.

Vega.



Vega GT.



Custom cloth and vinyl interior.



Custom all-vinyl interior.



Standard all-vinyl interior.

POWER TEAMS.

| Engines | SAE Net HP* | 3-Speed | 4-Speed | Turbo Hydra-matic |
|-------------------------------------|-------------|---------|---------|-------------------|
| 140 1-barrel 4-cyl. (1) (Std.) | 78 | Std. | Avail. | Avail. |
| 140 2-barrel 4-cyl. (2) (Avail.) | 87† | Std. | Avail. | Avail. |

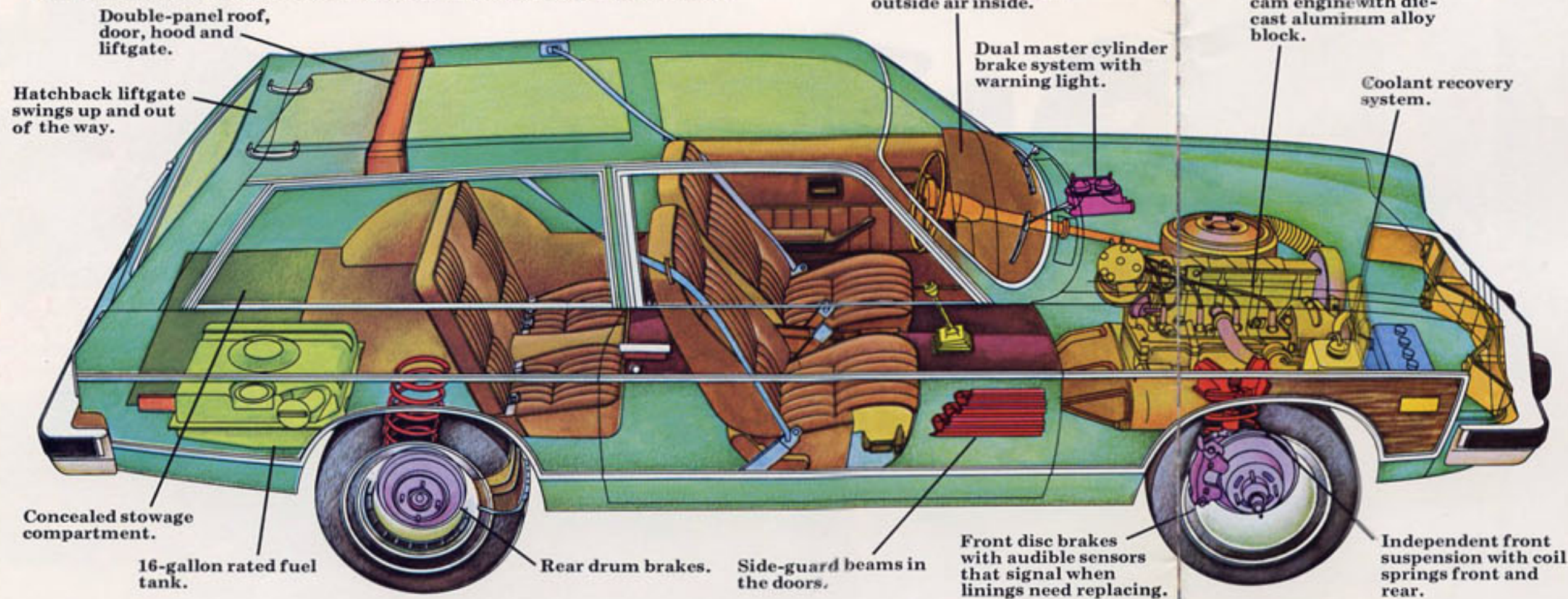
*Net horsepower ratings, in accordance with Society of Automotive Engineers standards, represent the power output of engines as installed in wagons, †80 with California Emission Equipment.
(1) Not available in California. (2) California Emission Equipment required in California.

COMPARE 1975's SERVICING RECOMMENDATIONS WITH 1974's.

| Service Needed | 1975 | 1974 |
|------------------------------|--|--|
| Spark plugs | 22,500 miles | 6,000 miles |
| Engine oil | 6 months or 7,500 miles | 4 months or 6,000 miles |
| Oil filter | First 7,500 miles; every 15,000 miles thereafter | First 6,000 miles; every 12,000 miles thereafter |
| Chassis lubrication | 6 months or 7,500 miles | 4 months or 6,000 miles |
| Automatic transmission fluid | 30,000 miles | 24,000 miles |

*See Owner's Manual for complete service details.

For information on dimensions and color selections see back cover.



STANDARD FEATURES BUILT INTO EVERY VEGA WAGON FOR 1975.

These are the features that add to wagon usefulness, increase driver convenience.
 Floor-mounted 3-Speed manual transmission.
 Double-acting shock absorbers.
 Delco battery with sealed side terminals that help prevent post corrosion.
 Full foam seat construction.
 Impact cushioning front bumpers.
 Large rectangular taillights.
 Power-Beam headlights.
 Curved

side windows.
 Flush-style door handles.
 Full door-glass styling.
 Cigarette lighter.
 Inside hood release.
 Tunnel-mounted parking brake.
 Delcotron generator with built-in solid-state regulator.
 Flame arrestor battery caps.
 Hydropneumatic counterbalance for liftgate.
 Magic-Mirror acrylic lacquer finish.
 Carpeted load floor.
 Lower control arm ball joint wear indicators.
 Two front combination seat and shoulder belts with reminder light and buzzer, inertia reel and starter interlock.

CHEVROLET'S NEW EFFICIENCY SYSTEM.

Our Vega wagons are designed to run leaner (more economically), run cleaner (to meet new federal emissions standards) and save you money every mile. They're doing this because of these new features:

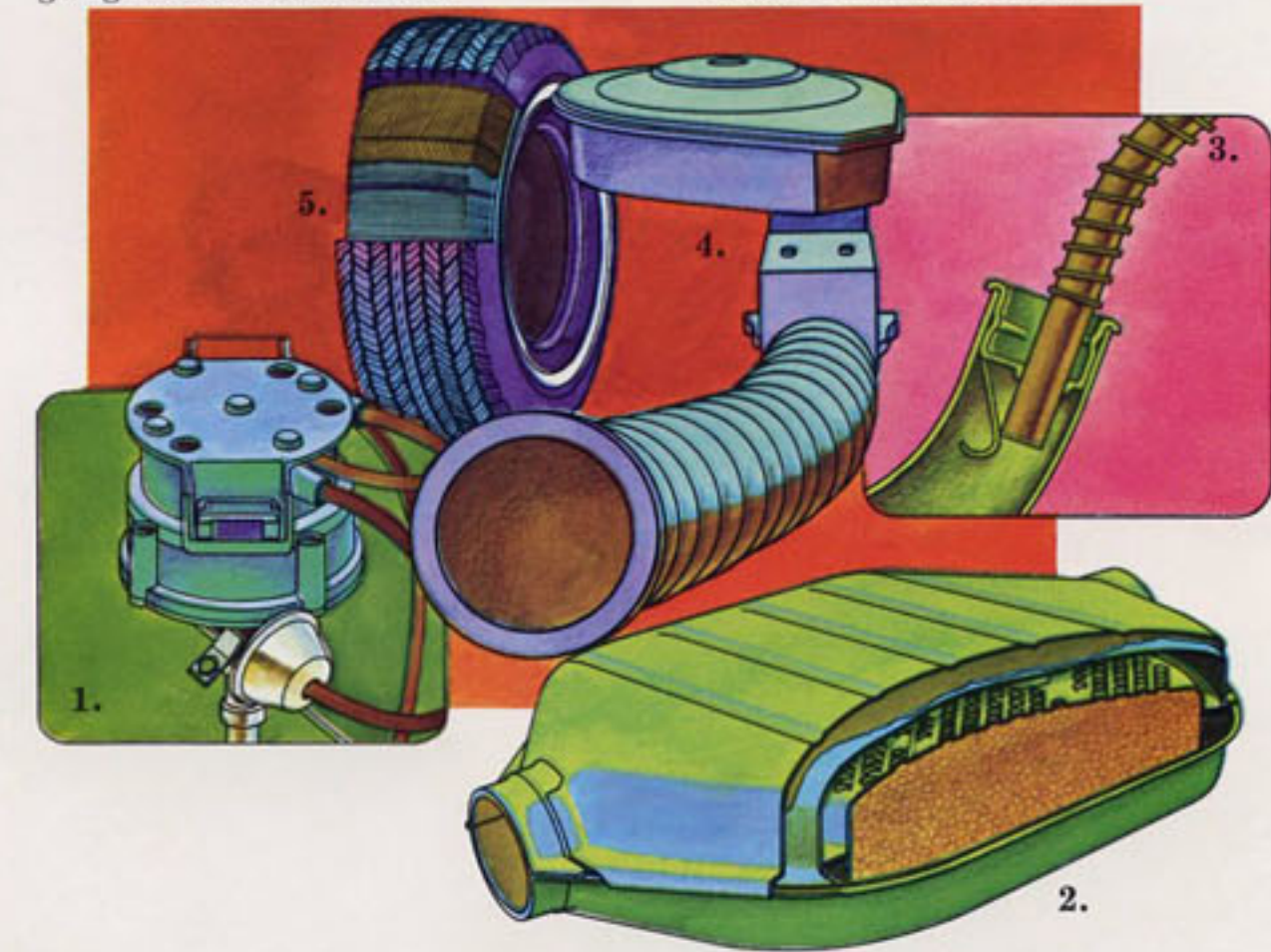
1. High Energy Ignition. Standard. This system delivers up to 85% hotter spark to the plugs than conventional systems. It's designed to give surer starts on cold or wet days, and longer life for spark plugs. There's less need for ignition maintenance, too, because HEI eliminates the points and ignition condenser.

2. Catalytic converter. Standard. As a part of the exhaust system, all 1975 Chevrolet wagons use the GM-developed catalytic converter to help reduce certain exhaust gas emissions. GM's catalytic converter development program included 1,000 vehicles, going over 20 million miles.

3. New fuel filler neck. Standard. Only unleaded gas should be used with catalytic converters. So our gas tank neck is designed to accommodate only the unleaded fuel hose nozzles, which are smaller than other gas nozzles. By the way, the use of cleaner burning unleaded fuel means you can go longer between routine servicing. (See chart on page 16.)

4. Outside air intake. Standard. This brings cooler, denser air to the engine than is generally found under the hood, resulting in improved engine efficiency and performance after warm-up.

5. Steel-belted radial ply tires. Available. GM-Specification steel-belted radial ply tires provide improved traction on wet and snowy roads. Also, they can help contribute to fuel economy. (Standard for Vega wagons are bias ply tires.)



VEGA AVAILABLE OPTIONS.

Comfortilt steering wheel. Six positions — nice when there are several drivers in the family.



Four-Season air conditioning. Lets you select the most comfortable temperature.

Electro-Clear rear window defogger. Electrical wires embedded in the tailgate glass help clear away foggy mist.

Positraction rear axle. When driving in snow or

mud, power is automatically transferred to the wheel having the most traction.

Power brakes. Provide reduced pedal pressure when braking.

Turbo Hydra-matic. It's floor-mounted in a handsome console.



AM/FM/Stereo radio. Solid-state design with pushbutton selection. AM/FM and AM radios also available. Antenna is hidden in the windshield on all factory-installed radios.

4-Speed manual transmission. Four forward speeds plus reverse. A better selection of gears at speeds under 30 mph.



Luggage rack. A way to help make your Vega wagon a more practical traveler. Bright finish. Handles things from suitcases to surfboards.

Power steering. Added ease of handling, especially in parking or tight maneuvers.

Sport suspension. A70-13B white lettered tires,

larger front and rear stabilizer bars, new spring rates and shock absorber valving to help improve handling. Included with GT.

Dual sport mirrors. An appearance touch that's functional, too. They're painted the body color.

Auxiliary lighting. Includes underhood and rear compartment lights, a glove box light, automatic

dome light switch for passenger door, and a reminder buzzer if headlights are left on.



Day/night inside mirror. Tilts to reduce glare from headlights behind.

Other available options.

- Sport stripes for GT
- Electric clock (standard on GT and GT Estate)
- Color-keyed front and rear floor mats
- Front and rear bumper impact strips
- Body side molding with vinyl inserts (standard wagon only)
- Rear window air deflector.

Availability of many of the items included on these pages often depends on model and other equipment selected. Also, some are dealer-installed accessories only. Your Chevrolet dealer can answer any questions concerning availability as well as show you a complete list of all Vega wagon extras.

FOR FAMILIES WHO NEED MORE, THERE ARE THESE CHEVROLET WAGON-TYPE VEHICLES.

Plenty of families ask for more out of their wagon. More room. More towing power. More strength. For these needs, Chevrolet provides the hard-working

vehicles on these two pages. They're all built on sturdy, proven truck chassis, so they know how to shoulder the load.

You have a good selection of power teams, seating and features available in each line, so you can design a vehicle that fits your needs—from a Sportvan that seats up to 12 to a V8 Blazer with full-time 4-wheel drive.

SUBURBAN.

Underneath it's a truck, inside it's a wagon. Suburban can be ordered with seating for three, six or nine. With rear seat removed and center seat folded, there's plenty of room for cargo—actually half again as much as many station wagons. And sturdy Suburban carries up to 3,325 lbs., including the driver.

Getting down to serious trailering, a Series 20 Suburban can be equipped to handle a combined weight of loaded Suburban, trailer,

passengers and equipment of 14,500 pounds.

Rear doors are either double-panel or available wagon-type tailgate with crankdown rear window. An electrically operated window is also available. A wide variety of features is available including full-time 4-wheel drive.

Cargo capacity—up to 143 cu. ft. Fuel tank—25 gal. standard, 31 available.

See Suburban catalog for more information.

SPORTVAN.

Take the gang out to the lake. Sportvan can handle them. It seats 12 with available seats. Or holds up to 260 cu. ft. of cargo with rear passenger seats removed. That's close to three times what the usual station wagon holds.

The standard sliding side door needs only 4½" clearance, and gives a nice wide entry. Also standard: power front disc/rear drum brakes. Available engines go up to a 400-cu.-in. V8. To help make driving easier, Turbo Hydra-matic

transmission and power steering are also available.

Sportvan comes in two wheelbases: the 110" and 125". G10 seats five, G20 seats up to eight, and the G30 seats up to 12. Rear doors swing open to give you loading space 54½" wide.

Cargo capacity—up to 260 cu. ft. Fuel tank—21 gallon; 36 gallon available on 125" wheelbase models.

See Sportvan catalog for more information.

BLAZER.

The road doesn't have to end with the pavement. Blazer has plenty of ground clearance plus a low silhouette for easy entry. It also offers you a choice of models including a V8 with full-time 4-wheel drive. Full-time 4-wheel drive gives you excellent traction on and off the road. No need to get out to lock and unlock the front hubs either.

You get a power disc/drum brake system computer-matched to your model. You also get an energy-absorbing steering column, rugged leaf-spring front and rear suspension on 4-wheel-drive models and

double-walled doors, side panels, hood, tailgate and fenders.

Blazer comes in an open model, or hardtop model with tailgate and crankdown window. Several interiors are available. Rear access through drop-down tailgate.

Cargo floor area—more than 31 square feet without available bench seat. Fuel tank—25 gallon standard, 31 gallon available.


See Blazer catalog for more information.



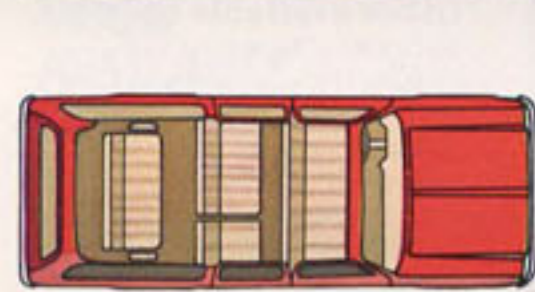
Silverado Suburban.



Beauville Sportvan.



Cheyenne Blazer.



Suburban seating arrangements. Full-width front seat is standard on all models. A folding second seat is available. And a removable third seat is available with the second seat. A selection



Silverado interior.

of interiors, including the Silverado shown above, means you can tailor Suburban to your needs.

The Silverado features interior items like door pockets and simulated wood-grain instrument cluster with gauges.



Sportvan seating arrangements. Two front bucket seats and a passenger bench seat, for total seating capacity of five; also, an available third seat brings the total to eight, and a fourth seat on Series 30 models makes room for 12 altogether. The Beauville interior shown



Beauville interior.

above features high-back front bucket seats covered in striped nylon-and-vinyl, or

all-vinyl, with simulated teakwood inserts on the door and sidewall trim panels.



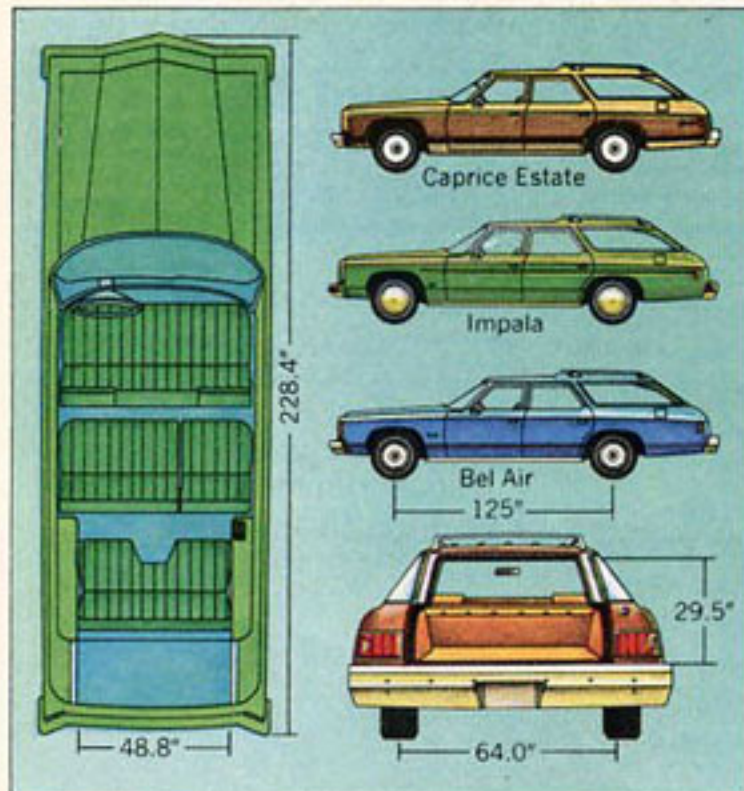
Blazer seating arrangements. Blazer comes with a single driver's bucket seat. A passenger's bucket seat is available, and so is a rear bench seat for three more people. The Cheyenne



Cheyenne interior.

interior shown above includes leather-grain vinyl bucket seats and wood-grain vinyl instrument cluster with gauges.

NOW, FOR THE SPECIFICS.



CHEVROLET.

Models

Caprice Estate 2-Seat Caprice Estate 3-Seat Impala 2-Seat Impala 3-Seat Bel Air 2-Seat Bel Air 3-Seat.

Colors*

Exterior Cream Beige Black Bright Blue Metallic Medium Blue Midnight Blue Metallic Sandstone Dark Brown Metallic Medium Green Dark Green Metallic Medium Red Dark Red Metallic Light Saddle Metallic Medium Orange Metallic Silver Light Gray Antique White.

Two-tone Antique White upper color with the following: Medium Blue Bright Blue Metallic Midnight Blue Metallic Medium Green Dark Green Metallic Dark Brown Metallic Medium Orange Metallic Dark Red Metallic Sandstone.

Available padded vinyl roof cover

Black White with any exterior color Dark Blue Sandstone Medium Green Dark Red Silver Metallic, depending on body color.

Interior Caprice Estate and Impala in all-vinyl Saddle Black (except with 50/50 seat) Green Blue Sandstone Saddle/Black sport cloth. Bel Air in all-vinyl Blue Sandstone.


Dimensions

Wheelbase—125".
Tread—front—64.1", rear—64.0".
Total cargo volume (cu. ft.)—106.4.
Hidden stowage compartment—yes.
Tailgate opening height—29.5".
Tailgate opening width at floor—48.8".
Floor length, front seat to tailgate—100.5".
Width between wheelhouses—48.8".
Rated fuel capacity—22 gallons.
Overall length—228.4".

SAFETY AND SECURITY FEATURES FOR CHEVROLET, CHEVELLE AND VEGA WAGONS.

Occupant Protection Features Seat belts with pushbutton buckles for all passenger positions • Two combination seat and shoulder belts for driver and right front passenger (with reminder light and buzzer, inertia reel and starter interlock) • Two front seat head restraints • Energy-absorbing steering column • Passenger-guard door locks • Safety door latches and hinges • Folding seat back latches • Energy-absorbing padded instrument panel and front and intermediate seat back tops • Contoured windshield header • Thick-laminate windshield • Padded sun visors • Safety armrests • Safety steering wheel • Side-guard beams • Contoured full roof inner panel.

Accident Prevention Features Side marker lights and reflectors (front side marker lights flash with direction signal) • Parking lights that illuminate with headlights • Four-way hazard warning flasher • Back-up lights • Lane-change feature in direction signal control • Windshield defroster, washers and dual-speed wipers • Wide-view inside mirror (vinyl-edged, shatter-resistant glass and deflecting support) • Outside rearview mirror (two on regular-size wagons) • Dual master cylinder brake system with warning light • Starter safety switch • Dual-action safety hood latch (except Vega). **Anti-Theft Features** Anti-theft ignition key warning buzzer • Anti-theft steering column lock • Inside hood latch release.



CHEVELLE.

Models

Malibu Classic Estate 2-Seat Malibu Classic Estate 3-Seat Malibu Classic 2-Seat Malibu Classic 3-Seat Malibu 2-Seat Malibu 3-Seat.

Colors*

Exterior Cream Beige Black Medium Blue Bright Blue Metallic Midnight Blue Metallic Sandstone Dark Brown Metallic Medium Green Dark Green Metallic Medium Red Dark Red Metallic Light Saddle Metallic Medium Orange Metallic Silver Light Gray Antique White.

Interior Malibu Classic Estate and Malibu Classic in all-vinyl: Black Sandstone Blue Saddle. Malibu in all-vinyl Black Sandstone.

Dimensions

Wheelbase—116".
Tread—front—61.5", rear—60.7".
Total cargo volume (cu. ft.)—85.0.
Hidden stowage compartment—yes.
Liftgate opening height—27.4".
Liftgate opening width at floor—44.5".
Floor length, front seat to tailgate—90.2".
Width between wheelhouses—44.5".
Rated fuel capacity—22 gallons.
Overall length—215.2".



VEGA.

Models

Vega Vega GT Vega Estate Vega GT Estate.

Colors*

Exterior Antique White Bright Blue Metallic Light Green Metallic Dark Green Metallic Cream Beige Bright Yellow Sandstone Bronze Metallic Dark Red Metallic Light Red Light Orange Metallic.

Interior Special Custom cloth-and-vinyl: Medium Sandstone Dark Blue and Dark Red. Custom cloth-and-vinyl in Black Sandstone or all-vinyl in Black Sandstone Saddle White Red. Standard cloth-and-vinyl in Black Sandstone or all-vinyl in Black Sandstone Blue Saddle.

Dimensions

Wheelbase—97".
Tread—front—54.8", rear—53.6".
Total cargo volume (cu. ft.)—50.2.
Hidden stowage compartment—yes.
Liftgate opening height—27.4".
Liftgate opening width at floor—42.4".
Floor length, front seat to liftgate—66.3".
Width between wheelhouses—42.5".
Rated fuel capacity—16 gallons.
Overall length—175.4".

*Check with your dealer about exterior and interior color combinations.

All illustrations and specifications contained in this literature are based on the latest product information available at the time of publication approval. The right is reserved to make changes at any time without notice in prices, colors, materials, equipment, specifications and models, and also to discontinue models. Chevrolet Motor Division, General Motors Corporation, Detroit, Michigan 48202. Litho in U.S.A.

CHEVROLET MAKES SENSE FOR AMERICA 