

# '72 Nova.

## How to see less of your mechanic and more of America.



**Chevrolet**

Nova Coupe / Sedan / SS / Rally Nova



# It took five years to make Nova what it is today.

It's not that we haven't been busy. Just that we left some things pretty much alone. Like Nova's styling. People liked it the way it was. So why change it.

Instead, we spent our time refining the previous model. Making improvements that make it more car.

We don't say every improvement was earth-shattering. But put them all together year after year and you come up with a better and better car. Check the chart on the right and you'll see what we mean.

By 1971, we had a car that was exceptionally dependable. A survey of independent mechanics conducted by *Motor Service* and *Service Station Management* magazines confirmed this. Nova was voted the car with the least mechanical problems. And the easiest to service.

For 1972, we made some additional improvements. For even more reliability. Looks like another slow year for Nova mechanics.

## How the 1972 Nova Sedan fits the little car needs of large families.

Maybe you've been looking over a little car. You like the thought of low initial price, good operating economy, easy handling and parking.

But you're a little uptight about roominess, how you'll like it for longer trips. Things like that.

Well, Nova's like a little car in many ways. Low price, for one. Awfully close to the little cars'. Good operating economy is another. Both the standard Nova Six and V8 get excellent gas mileage on low-lead, no-lead or regular fuels.

Of course, operating economy is more than low gas bills. It's also low maintenance and service costs. Here Nova is a leader.

Now, about size. Nova's outside dimensions might surprise you. Small enough to park and handle with ease. To turn in a tight circle. To put in your garage with whatever else you put in your garage. And have room left over.

The inside story is different. The Nova Sedan has 4-door convenience. With room for three people up front. Three more in the back.

Front head room is more than in little cars. So is front seat height. Lots more shoulder room throughout.

See. You don't have to sacrifice space to get the benefits of a small car.

## Nova styling changes.



1968

First major restyling of Nova. Completely new body with long-hood/short-deck styling and curved side windows.



1969

New body side trim. New interior trim. Thirteen new exterior colors.



1970

New front grille and taillight treatment. Twelve new exterior colors.



1971

Twelve new exterior colors. New standard hub caps.

## Nova functional improvements.

Steel inner fenders at all four wheels. Computer-refined big-car ride. Front and rear side marker lights. More shoulder and leg room. More powerful standard Six and V8 engines. Longer 111-inch wheelbase. Wider front and rear tread. Bias-mounted rear shock absorbers. Cross-flow radiator. Foot-operated parking brake. Keyless door locking. Ignition alarm system. Shoulder belts. Energy-absorbing front seat backs. Padded windshield pillars. Seat belts for all passenger positions.

More rugged V8 engine block (307 and 350). New V8 accessory drive system. Quieter air cleaner for six-cylinder engines. Contoured windshield header. Finned front brake drums. Smoother, quieter drive line. New computer-selected springs. More durable universal joints. Improved fuel and brake line security with new retaining clips. Forward-mounted door lock buttons. Anti-theft lock system. Head restraints standard. Wider inside rearview mirror. New regular-fuel 350 V8 available. Turbo Hydra-matic made available.

Refined rear shock absorber valving and spring mounting for improved ride and handling. New hidden antenna with factory-installed radios. Transmission-controlled spark advance. New low-profile tires standard equipment. Variable-ratio power steering made available.

Larger, more responsive standard six-cylinder engine. New side-terminal energizer battery. Evaporation control system now standard. All engines operate on low-lead or no-lead fuel. New Combination Emission Control valve. New Power-Beam headlights. Softer instrument panel knobs.





## The Nova Coupe.

**You didn't want it changed for the sake of change.**

**So we improved it for the sake of improvement.**

This is the two-door version of Nova. The way you see it here is the way it comes. Basic, yes. But certainly not drab.

Once again we resisted the annual model change. And concentrated on annual model improvements. Mostly where it doesn't show. Like beefing up the rear axle. And improving V8 engine mounts. No big deal. Just a better deal for you.

If you insist on giving your Nova a strictly 1972 look, you can do it with color. There are 15 to pick from. Ten have never been seen on Nova before.

Now let's look inside. You get four color choices in the standard coupe interior (three in sedans). Any way you color it, it looks anything but standard.

The seat fabric has been upgraded this year. A little more quality never hurts. Some added bright accents enhance the door panels.

Settle back in the foam-padded front seat. Take hold of the steering wheel and note the cushioned center. It's standard.

The trunk, too, is more than ample. Even for vacation luggage.

There's not much in the Nova that will give away its low price. So who wants to be reminded?

Sure, you can dress up your Nova with all sorts of extras we offer. Most people do. The point is everything we've talked about here is standard on the 1972 Nova. So you can be on an economy kick with Nova and never show it.

Now turn the page and find out where much of Nova's value lies. Beneath the surface.



*Nova Coupe*



*Instrument panel*



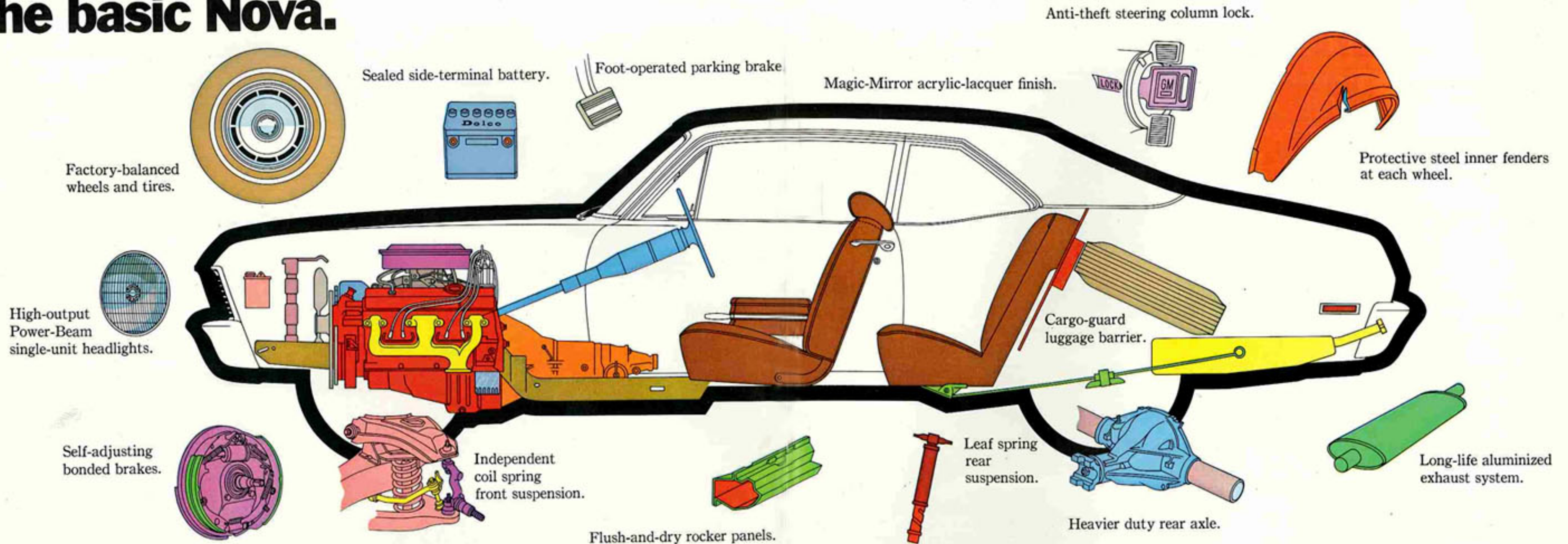
*Standard rear trim*



*Standard cloth-and-vinyl interior.*



# The basic Nova.



## Nova facts and figures.

Engines	S.A.E. net hp	3-Speed	4-Speed	Powerglide	Turbo Hydra-matic
250-cu.-in. Turbo-Thrift Six*	110	•		•	
307-cu.-in. Turbo-Fire V8†	130	•		•	•
350-cu.-in. Turbo-Fire V8	165	•			•
350-cu.-in. Turbo-Fire V8**	200		•		•

\*Standard †Not available in California \*\*SS only  
Net horsepower ratings, in accordance with Society of Automotive Engineers standards, represent the power output of engines as installed in the automobile.

All Nova engines have improved engine performance and exhaust emission control. All engines have been designed to operate efficiently on regular, low-lead or no-lead gasoline. In addition to the lower exhaust

pollutants attainable with this engine/fuel combination, there are benefits in longer life for your spark plugs, exhaust system and other engine components. If these no-lead, low-lead gasolines are not available, any leaded regular grade gasoline with a research octane number of 91 or higher may be used.

### Standard engines.

**110-hp Turbo Thrift 250 Six.** Really responsive with 6-cylinder economy. 1972 improvements include new choke heat sensing unit for better choke response and chamfered piston heads to reduce exhaust emissions.

**130-hp Turbo-Fire 307 V8.** Excellent performance throughout the whole range of speeds. Like all Nova V8s it features reduced emissions for 1972.

### Available engines.

**165-hp Turbo-Fire 350 V8** (available on all models except SS). Plenty of extra performance for little extra money.

**200-hp Turbo-Fire 350 V8** (available on Nova SS only). Sparkling performance you'd expect in our biggest Nova V8. Four-barrel carburetor, dual exhausts.

### Standard transmission.

**3-Speed** (not available on Nova SS). All forward gears fully synchronized. Shift up or down without clash. Shift lever column-mounted. Floor shift also available.

### Available transmissions.

**4-Speed** (Nova SS only). Fully synchronized wide-range gear selection. Floor-mounted shift.

**Powerglide automatic** (available with standard engines only). Smooth shifting. Dependability proved in hundreds of millions of miles of driving.

**Turbo Hydra-matic** (available with all V8 engines). Shifts automatically through three forward ranges. May be shifted manually up or down. Axle ratios match selected engine requirements.

Double-acting shock absorbers.

### Nova quality features.

Body by Fisher. Rugged front frame section cushion-mounted to body. Flush-and-dry rocker panels to help resist rust and corrosion. Four inner fenders for increased rust resistance. High-output Power-Beam single-unit headlights. Blended-air heater and defroster system. Dual-speed electric windshield wipers and windshield washers. Aluminized exhaust system for longer life. Self-adjusting brakes. Delcotron generator with new miniaturized diode rectifier for increased reliability. Independent front suspension with coil springs. Leaf spring rear suspension. Double-acting shock absorbers. Sealed side-terminal battery that eliminates terminal corrosion.

### Vital statistics.

Wheelbase, 111.0"; Width, overall, 72.4"; Length, overall, 189.4"; Tread, front, 59.1", rear, 58.8"; Height, sedan, 53.9", coupe, 52.5"; Luggage

compartment (usable cu. ft.), sedan, 14.6, coupe, 13.7; Steering ratio (manual overall), 33.06:1; Rated fuel tank capacity, 16 gals.; Tire size, E78 x 14 except SS, E70 x 14 for SS.

### Safety and security features.

**Occupant Protection.** Seat belts with pushbutton buckles for all passenger positions • Shoulder belts with pushbutton buckles—driver and right front passenger • Two front seat head restraints • Energy-absorbing steering column • Passenger-guard door locks with forward-mounted lock buttons • Safety door latches and hinges • Folding seat back latches • Energy-absorbing padded instrument panel and front seat back tops • Contoured windshield header • Thick-laminate windshield • Padded sun visors • Safety armrests • Safety steering wheel • Cargo-guard luggage compartment

**Accident Prevention.** Side marker lights and reflectors (front side marker lights

flash with direction signal) • Parking lights that illuminate with headlights • Four-way hazard warning flasher • Backup lights • Lane-change feature in direction signal control • Windshield defroster, washers and dual-speed wipers • Wide-view inside mirror (vinyl-edged, shatter-resistant glass and deflecting support) • Outside rearview mirror • Dual master cylinder brake system with warning light • Starter safety switch • Dual-action safety hood latches

**Anti-Theft.** Anti-theft ignition key warning buzzer • Anti-theft steering column lock • Multiple key combinations



## How to make your Nova something special.

You begin with an outstanding car. Then add a few items to make it stand out even more. Like so:

### Nova SS Coupe.

The SS engine is a high-performance Turbo-Fire 350 V8. Order either the 4-Speed manual or Turbo Hydra-matic to match.

Either way we include power disc/drum brakes, dual exhaust system and wide 14" x 7" wheels with E70 x 14 bias belted ply white-lettered tires.

To make sure there's no mistaking this one, there's SS identification on both the special black-accented grille and rear trim panel. Plus simulated air intakes on the hood.

### Rally Nova Coupe.

Distinctive from every angle. Up front, a special black-accented grille.

On the sides, tapered striping extending the full length of the body and across the rear panel, a driver's remote-control sport mirror, bright roof molding and 14" x 6" rally-type wheels with special center caps.

Underneath there's a special front and rear suspension. And for good measure, color-keyed floor carpeting inside.

### Special exteriors.

Dress up your Nova with the Exterior Decor Group. It includes full-length body side moldings with black accent; plus bright window moldings on the coupe, bright roof moldings on the sedan.

To make your Nova even dressier, order the Custom Exterior. Included are a special rear panel trim plate plus body sill and rear fender moldings.

With the coupe you also get bright window moldings and full-length accent striping. The sedan version features full-length body side moldings with black accent.





*Nova SS rear trim*



*Simulated air intakes*



*Turbo-Fire 350 V8*

*Black-accented grille*



*Remote control sport mirror*

*Rally Nova rear trim*



*Left: Coupe Exterior Décor; above: Coupe Custom Exterior*



## Available Nova interiors.

Start with the Special Interior Group: bright instrument cluster framing, 10"-wide non-glare rearview mirror, cigarette lighter, automatic light switches on front doors, glove compartment light.

All the above items are included in the Custom Interior. Along with luxury seat and sidewall trim, deep-twist carpeting, rear armrests with ashtrays, special insulation and luggage compartment mat.

All-vinyl trim may be specified for the Nova standard or Custom Interior. Also, full-foam Strato-bucket seats for Nova Coupe may be ordered with the Custom Interior or, for the first time, with the standard interior.

*Shown below: top, cloth-and-vinyl Custom Interior; center, all-vinyl seat trim available for standard interior; bottom, Custom Interior with Strato-bucket seats and center console.*






# More items to create your own one-of-a-kind Nova.

A good part of the fun of getting a new car is tailoring it to your own life style. So if you don't see what you want on these two pages, ask your Chevrolet dealer. He has plenty more available.

1. *Vinyl Roof Cover.* New "wet-look" material in five colors.
2. *Front and Rear Bumper Guards.* Help prevent bumper override.
3. *AM and AM/FM Radios.* Factory installations include hidden antenna built into windshield glass.
4. *Variable-Ratio Power Steering.* Automatically provides quick response for tight turning.
5. *Custom Steering Wheel.* Rich cushioned rim and center.
6. *Positraction Rear Axle.* Channels engine power to wheel with most traction.
7. *Rear-Window Defroster.* Helps keep rear window clear in inclement weather.
8. *Four-Season Air Conditioning.* Cools in summer, warms in winter. Filters air, too. V8 models only.
9. *Power Disc/Drum Brakes.* Included on SS. Fade resistant. Provide excellent wet-weather performance.
10. *Rear-Deck Luggage Rack.* Adds a sporty look, ups luggage capacity.
11. *Rally Wheels.* Special center caps, trim rings and bright wheel nuts on 14" x 6" wheels. (14" x 7" on SS.) Bright trim rings also available separately.
12. *Center Console.* Available for coupe with Strato-bucket seats and 3-Speed, 4-Speed or Turbo Hydra-matic only.
13. *Soft-Ray Tinted Glass.* Reduces glare from summer sun, winter snow.
14. *Remote-Control Outside Rearview Mirror.* Easily adjustable from inside.
15. *Electric Clock.* Illuminated dial and sweep second hand.
16. *Sport Steering Wheel.* Four-spoke design with center horn button.





## Nova extras at very low prices...

- Vinyl bench seats
- Custom steering wheel
- Sport steering wheel
- Electric clock
- Remote-control outside mirror
- Visor vanity mirror
- Custom deluxe seat belts
- Door-edge guards
- Color-keyed floor mats
- Auxiliary lighting: courtesy lights, glove compartment light, luggage compartment light, underhood light and ashtray light
- Heavy-duty battery
- Heavy-duty radiator
- Rear seat radio speaker
- Special front and rear suspension


## ...at somewhat more but not a lot...

- 165-hp Turbo-Fire 350 V8
- Power drum brakes
- Positraction rear axle
- Rally wheels
- Bright metal wheel covers
- Wheel trim rings
- Floor-mounted shift lever
- Sport suspension (SS only)
- Soft-Ray tinted glass
- Window moldings
- Body side moldings
- Two-tone finish
- Bumper guards
- Special Interior Group
- Rear-window defroster

## ...at still more, still not a lot.

- Rally Nova package
- AM radio
- AM/FM radio
- Vinyl roof cover
- Power disc/drum brakes
- Custom Exterior
- Exterior Decor package
- Variable-ratio power steering
- Custom Interior

*Availability of these items often depends on model and other equipment selected. Your Chevrolet dealer can answer any questions concerning availability of specific items.*





# We want your new Nova to be the best car you ever owned.

No change for the sake of change. Just improvement for the sake of improvement. That kind of thinking has made Nova what it is today. Remarkably dependable and trouble-free.

## Models.

- Coupe
- Sedan

## Model Options.

- Nova SS
- Rally Nova

## Colors.

- Mulsanne Blue
- Ascot Blue
- Midnight Bronze
- Antique White
- Covert Tan
- Golden Brown

- Mohave Gold
- Cream Yellow
- Cranberry Red
- Sequoia Green
- Pewter Silver
- Placer Gold
- Orange Flame
- Gulf Green
- Spring Green

Plus five two-tone combinations

## Interiors.

- Standard Interior
- Custom Interior
- Special Interior
- Strato-bucket seats

## Engines.

- 110-hp Turbo-Thrift 250 Six (standard)
- 130-hp Turbo-Fire 307 V8 (standard)
- 165-hp Turbo-Fire 350 V8
- 200-hp Turbo-Fire 350 V8 (SS only)

## Transmissions.

- 3-Speed (standard, except SS)
- 4-Speed (SS only)
- Powerglide (standard engines only)
- Turbo Hydra-matic (V8s only)

All illustrations and specifications contained in this literature are based on the latest product information available at the time of publication approval. The right is reserved to make changes at any time without notice, in prices, colors, materials, equipment, specifications and models, and to discontinue models. Chevrolet Motor Division, General Motors Corporation, Detroit, Michigan 48202. Litho in U.S.A.



Building a better way to see the U.S.A.

