



Honda

06 **RIDGELINE**

**It's a truck. And it's a Honda.
And it's like nothing you've
ever seen before.**

When Honda does something, we do it right. And we do it better. Introducing the Ridgeline, a next-generation truck from Honda. It's tough, big and plenty powerful. And it's a Honda, so it's packing way more versatility, innovation and performance than your run-of-the-mill box on wheels. For starters, check out the huge In-Bed Trunk™ and an interior just as comfortable as it is utilitarian. Then get out on a rough road, and feel all four wheels smoothly power you ahead like there's nothing to it. Make no mistake, the new Ridgeline is all truck—and then some.



BREAK GROUND

Ridgeline RTL shown in Billet Silver Metallic.
Photographs taken in an approved designated off-road operating area.



Ridgeline RTL shown in Billet Silver Metallic.

**There's living a full life.
Then there's living it by the truckload.**



Ridgeline RTL shown in Billet Silver Metallic with available moonroof.



1/2-TON PAYLOAD

BED SIZE:

49.5" x 60" TAILGATE UP

49.5" x 79" TAILGATE DOWN

TAILGATE SWINGS OUT



8.5 CU. FT. IN-BED TRUNK

TAILGATE FOLDS DOWN



MULTI Faceted function

Swing the dual-action tailgate to the side for quick access to the huge In-Bed Trunk. It'll swallow a weekend's worth of gear, easy. The tailgate can also fold down, and is designed to support 300 lbs. while driving. Slide in a thick stack of 4x8 plywood or load a couple Honda dirt bikes or an ATV.* The 5-foot-long, super-durable, steel-reinforced composite cargo bed resists dents and corrosion, and is reinforced by high-strength steel crossmembers to handle a 1/2-ton payload. And cargo lights and tie-downs help make loading a breeze.

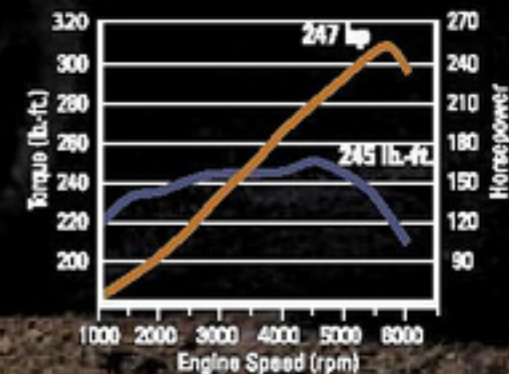
*Honda reminds you to properly secure all items stored in the cargo area.



Ridgeline RTL shown in Billet Silver Metallic with accessory bed extender.



Ridgeline RTS shown in Nighthawk Black Pearl.



247 HP

Under the Ridgeline's hood, brawn meets a whole lot of brains. Honda high-tech puts 247 horsepower and 245 lb.-ft. of torque underfoot for authoritative launches and gutsy acceleration, even when hauling heavy loads or big trailers. That strong V-6 is mated to an equally advanced and thoroughly robust 5-speed automatic transmission. And both are built extra-tough, for the long haul.

Flog them responsibly.



POWERFUL FACTS: Advanced engineering is behind the 3.5-liter V-6 engine's blend of surprising fuel efficiency, low emissions and abundant power — all on regular-grade gas. It begins with a high, 10:1 compression ratio. We also added our patented Variable Valve Timing and Lift Electronic Control (VTEC[®]) as well as a two-stage intake manifold. These systems work together to maximize torque at lower engine speeds, and to help boost horsepower as engine speeds increase. A unique fresh-air intake helps keep output strong even in high-temperature, heavy-duty driving and towing conditions.



The Ridgeline comes right off the showroom floor with most of what you'll need for rigorous hauling duty. It'll tow up to 5,000 lbs.² And its integrated closed-box frame with unit-body construction gives it truly extraordinary torsional rigidity, so it can pull those heavy loads with confidence-inspiring stability, too.

Ridgeline RTL shown in Amazon Green Metallic with accessory brush guard-style front trim, side steps, roof rack and towing package.

TOW-READY

5,000 lbs.² Zero sweat.

STANDARD TOWING FEATURES:

- Pre-wired for 4- and 7-pin connectors
- Pre-wired for trailer brake controller
- Heavy-duty radiator with dual 160-watt fans
- Heavy-duty power steering fluid cooler
- Heavy-duty ATF cooler
- Huge front and rear brake rotors
- Closed-box frame with unit-body construction
- 5,000-lb. towing capacity

BORN TO TOW: We know that people want a truck that's up to the job in every way. And a big part of trucking is towing. The Ridgeline takes its job description seriously. To start with, it has a 5-speed automatic transmission that's specially geared for towing. There's also a standard heavy-duty radiator with dual fans, a heavy-duty power steering cooler and a heavy-duty ATF cooler, too. There's plenty of stopping power, with big brake rotors at all four wheels, and Electronic Brake Distribution (EBD) for more stable stops. Just add the dealer-installed accessory hitch and harness.

4WD

Go where you want.



It won't matter if your adventures take you off-road or on-road. Honda's sophisticated VTM-4® 4-wheel-drive system can handle just about anything, from a slick, steep boat ramp to a rough-and-tumble back road—instantly putting power to the wheels with the best traction. And with a refined, fully independent suspension, that go-anywhere attitude comes in a curve-hugging, fun-to-drive package.

Ridgeline RTL shown in Steel Blue Metallic with accessory roof rack, tonneau cover and towing package.

SUSPENSION

Unlike most trucks' solid rear axle, the Ridgeline has an independent suspension, both front and rear. So its rugged off-road abilities are paired with a refined on-road ride, a stable, firmly planted feel, responsive steering and confidence-inspiring cornering. And you still get more than 8 inches of ground clearance.



INTEGRATED CLOSED-BOX FRAME

The rugged closed-box frame is integrated with unit-body construction. It's the best of all worlds: a tougher, tow-ready truck with a smooth ride that won't bust your guts.

FRONT DIFFERENTIAL

Under normal driving conditions, the VTM-4 system channels all power to the front differential. This maximizes efficiency when 4WD isn't needed, like when on dry pavement.

4-WHEEL-DRIVE SYSTEM

Sensors continually monitor traction at each wheel and send a stream of data to the VTM-4 ECU. The ECU then instantly distributes torque to all four wheels to maintain optimum traction.

PROPELLER SHAFT


The center propeller shaft continually sends power to the rear differential, where it can be transmitted to the rear wheels. It also features a special damper to help reduce vibration.

VTM-4 LOCK

When you need to start off in extreme low-traction conditions, such as ice or loose gravel, just push a button to lock the rear differential for extra help to get moving. And it can stay locked up to 18 mph.

REAR DIFFERENTIAL UNIT

Electromagnetic clutches in the rear differential can be signaled by the VTM-4 system to deliver up to 70% of engine power to the rear wheels for reassuring 4WD.



We've got your back. And front. And sides.

Get behind the wheel of a truck, and you feel like you could take on just about anything. And no other truck backs up that feeling with as much high-tech, real-world readiness as the Ridgeline. From its reinforced, rigid unit body to airbags to sophisticated stability systems, this pickup truck is a showcase of Honda's automotive "safety for everyone" initiative—a powerful statement of how we're dedicated to putting advanced safety technology in all our vehicles.

INTEGRATED CLOSED-BOX FRAME

Truck owners know that a true test of toughness is what you have under the sheet metal. So when we built the new Ridgeline, we started with a burly backbone of a body that incorporates a closed-box frame with internal high-strength steel frame stiffeners. And both the frame rails and all seven crossmembers feature box-section construction. The results speak for themselves: huge cargo and towing abilities, remarkably high torsional rigidity and crash-test performance expected to earn the government's highest ratings.³



*Honda reminds you and your passengers to always buckle up.



REINFORCED UNIT BODY

The Ridgeline's body structure is designed to be highly rigid for enhanced crash protection. It works with front and rear crumple zones that absorb and dissipate crash energy.

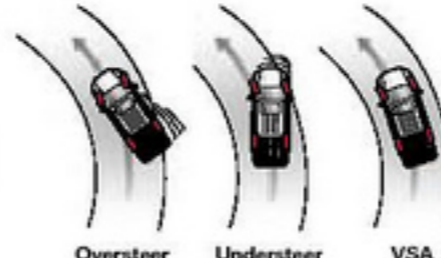
BRAKE ASSIST AND EBD

Brake Assist helps apply maximum braking in emergency situations. And Electronic Brake Distribution (EBD) varies the braking force at each wheel—helpful when hauling uneven loads.



ANTI-LOCK BRAKING

The anti-lock braking system in the Ridgeline benefits from a 4-channel design, so each wheel is controlled individually. Combined with its large brake rotors, short stops are a snap.



Oversteer Understeer VSA

VEHICLE STABILITY ASSIST

Vehicle Stability Assist (VSA)¹ monitors traction and automatically corrects oversteer or understeer. It can help keep you on your intended path, before you may even know there's a problem.



TIRE PRESSURE MONITORING

A standard Tire Pressure Monitoring System (TPMS) continually checks the pressure at each tire, and an in-dash display will alert the driver when a particular tire's pressure is low.

AIRBAGS

Front, side, and side curtain airbags are all standard.² And a rollover sensor can detect different rollover scenarios, and then deploy the side curtain airbags appropriately.

A high-angle, wide shot of the interior of a Honda Ridgeline pickup truck. The view is from the passenger side looking towards the driver's seat. The seats are upholstered in a light-colored leather with a quilted pattern on the backrests. The dashboard, steering wheel, and center console are visible. The truck is parked in a desert-like environment with rocky terrain and sparse vegetation visible through the windows.

Trucking shouldn't mean treating people like cargo.

In a Ridgeline, you get utility as well as comfort. Take command from a wide, supportive seat. The RTS and RTL models add 8-way power adjustment, as well as dual-zone climate controls. In the RTL model, you get leather trim for extra luxury and easy cleanup, and heated seats, too. Powerful audio systems and an available navigation system with voice recognition¹ on select models are welcome pluses. All this may be a bit more than you'd expect from a pickup truck. Get used to it.

Ridgeline RTL interior shown in Gray Leather with available Honda Satellite-Linked Navigation System.



AUDIO SYSTEM: Pump tunes through a powerful, 6-speaker audio system. Select models add a hidden 6-disc in-dash CD changer, a subwoofer, XM[®] Satellite Radio[®] and even an MP3 auxiliary input jack.



LIFT-UP REAR SEAT: The Ridgeline's workhorse-like utility extends into the passenger compartment. The rear bench seat is not only comfortable, it offers plenty of extra under-seat storage on the flat floor, too.



MOONROOF: The available power moonroof can help keep you in touch with the outdoors. And while it provides a fresh-air experience, it's also designed to minimize wind buffeting when open.

60/40 SPLIT: The innovative 60/40 split rear seat offers lots of options as far as how you configure passengers and cargo. Bed's full? Want more lockable storage? You're just an easy flip or two away from ready-to-roll.



CENTER CONSOLE: The center console is a cargo bay in and of itself. It'll even get bigger when you slide the front edge forward. It has a wide armrest, a hidden tray for small items and a sliding beverage holder/food tray.

STORAGE SOLUTIONS: Fold up half the rear seat, and take a passenger along with a whole lot of gear. The rear center console's courtesy lights brighten up the floor area, even with the seat down.

POWER SLIDING REAR WINDOW: With just the push of a button, you can open the power-sliding rear window and let in a little fresh air. A warning alerts the driver to close it before exiting.

REAR STORAGE: Thanks to the lift-up seat and wide-opening doors, even a full-size mountain bike will fit right in.* Whether you need that space for passengers, cargo or some of both, the Ridgeline is ready.



*Honda reminds you to properly secure items in the cargo area.



Ridgeline RTL interior shown in Olive Leather with available Honda Satellite-Linked Navigation System.



BRED TOUGH

Honda roots run deep.

Ridgeline RTS shown in Amazon Green Metallic.

Honda's Heritage: Honda innovates. We're safety-conscious. We're environmentally concerned. But we also build vehicles that are ready for some serious action. Just take a look back at our product line over the past 50 years—that's all the proof you need that we build some of the world's toughest vehicles. Our ATVs and off-road motorcycles have proven their grit time and time again, winning on torturous tracks, in the dirt, on dusty trails and in the blistering deserts of both Baja and Paris-Dakar. In fact, Honda is the most winning nameplate in the history of the SCORE Baja 1000 desert race. And don't forget our history of building durable, reliable passenger vehicles. Plus, most of our vehicles are proudly assembled here in North America.

RIDGELINE RT

- 247-hp, 3.5-liter, 24-Valve, SOHC VTEC V-6 Engine
- Fresh-Air Intake
- ULEV-2 Emissions Rating
- 5-Speed Automatic Transmission
- Variable Torque Management*
- 4-Wheel-Drive System (VTM-4)
- Locking Rear Differential
- Heavy-Duty Power Steering Cooler
- Heavy-Duty Radiator with Dual 160-Watt Fans
- Integrated Closed-Box Frame with Unit-Body Construction
- Steel-Reinforced Composite (SRC) Cargo Bed
- 4-Wheel Independent Suspension
- Anti-Lock Braking System (ABS) with EBD and Brake Assist
- Drive-by-Wire Throttle System*
- Vehicle Stability Assist (VSA) with Traction Control
- Front, Side and Side Curtain Airbags with Rollover Sensor
- Tire Pressure Monitoring System (TPMS)
- 100-Watt AM/FM/XM-Ready³/CD Audio System with 6 Speakers
- In-Bed Trunk
- Dual-Action Tailgate
- Power Windows, Door Locks and Mirrors
- 60/40 Lift-Up Rear Seat with Underseat Storage

Fully loaded or jam-packed with all the extras, the choice is yours.

While the new Ridgeline RT comes equipped with just about everything you'd have in your new-truck "I need" column, we left room for a few things from the "I want" side, too. So check out the RTS model's extras, and if you really want to live it up, consider the Ridgeline RTL. And talk to your dealer about the many available Ridgeline accessories. With a Ridgeline, all the choices are good ones.

RIDGELINE RTS

Adds to or replaces RT features:

- 17-Inch Alloy Wheels
- Security System
- Body-Colored Side Mirrors
- Dual-Zone Automatic Climate Control System
- Steering Wheel-Mounted Audio Controls
- Driver's Seat with 8-Way Power Adjustment and Manual Lumbar Support
- 180-Watt AM/FM/XM-Ready³/6-Disc In-Dash CD Changer Audio System with 7 Speakers, Including Subwoofer
- Exterior Temperature Indicator

RIDGELINE RTL

Adds to or replaces RTS features:

- Leather-Trimmed Seats
- Heated Front Seats • Driver's Seat with Power Lumbar Support
- Leather-Wrapped Steering Wheel
- Heated Side Mirrors
- HomeLink[®] Remote System⁴
- Ambient Console Lighting
- Rearview Mirror with Compass (without Navigation)
- Available Honda Satellite-Linked Navigation System with Voice Recognition⁴ and MP3/Digital Media Auxiliary Jack
- Available Power Moonroof and XM Satellite Radio⁵




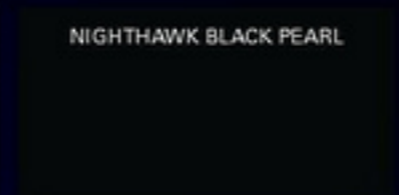
COLOR

Make a statement.


This is the fun part—putting together the look that you can call all yours. The new Ridgeline comes in a variety of exterior and interior combinations to suit your style. And the glossy Honda finish is just as beautiful as it is durable. Just give your pride and joy a hose-down once in a while when you need a reminder.

Exterior/Interior Colors	RT	RTS	RTL
Amazon Green Metallic		Olive	Olive Leather
Billet Silver Metallic	Gray	Gray	Gray Leather
Nighthawk Black Pearl	Beige	Beige	Beige Leather
Redrock Pearl	Beige	Beige	Beige Leather
Steel Blue Metallic	Gray	Gray	Gray Leather
White	Beige or Olive	Beige or Olive	Beige or Olive Leather

Exterior



Interior



The dealer-installed **Sport Package** outfits your new Ridgeline with a choice of side steps or running boards, brush-guard-style front lower trim and body-colored fender flares for a bolder look. It's just the thing to match its do-it-all, go-anywhere attitude.



The **Lifestyle Package** ups the Ridgeline's utility with a towing package, a roof rack and bed extender. And if installed by your dealer at the time of purchase, accessories are covered by Honda's 3-year, 36,000-mile new-vehicle limited warranty.*



At Honda, support and assistance are always at the ready. Your dealer's team of trained technicians is there to help keep your Honda car or truck in superb shape. Any Honda accessories installed at the time you buy your vehicle are covered under the 3-year/36,000-mile new-vehicle limited warranty.* And if you need more information or assistance with our products, please don't hesitate to give us a call at 1-800-33-Honda.

HONDA

Financial Services

Whether you buy or lease a Honda vehicle, **Honda Financial Services** can assist you with the process. Please ask your dealer which lease or purchase plan best suits your needs.

HONDA Care

Honda Care™ is a highly affordable, comprehensive vehicle and travel protection plan backed by Honda reliability, service and parts. Please see your dealer for all the details.

SPECS + FEATURES

ENGINE			
3.5-Liter, 24-Valve, SOHC VTEC™ V-6 Engine	Drive-by-Wire Throttle System™		
247 hp @ 5750 rpm¹	Fresh-Air Intake		
245 lb.-ft. @ 4500 rpm¹	Multi-Point Fuel Injection		
	Direct Ignition System with Immobilizer		
	ULEV-2 Emissions Rating (CARB)		
	105,000-Mile Tune-Up Interval²		
Bore and Stroke (mm): 89 x 93			
Compression Ratio: 10.0:1			
DRIVETRAIN			
5-Speed Automatic Transmission	Variable Torque Management™ 4-Wheel-Drive System (VTM-4)³		
Gear Ratios: 1st: 2.683, 2nd: 1.966, 3rd: 1.023	Locking Rear Differential		
4th: 0.729, 5th: 0.531	Heavy-Duty Automatic-Transmission Cooler		
Reverse: 1.689, Final Drive: 4.533			
TOWING			
Fully Boxed High-Strength Steel (HSS) Frame Rails and Crossmembers with Internal Stiffeners	Pre-Wired for Trailer Brake Controller		
Heavy-Duty Radiator with Dual 160-Watt Fans	6050-lb. Gross Vehicle Weight Rating (GVWR)		
Heavy-Duty Power-Steering Cooler	10,885-lb. Gross Combined Weight Rating (GCWR)		
Pre-Wired for 4- and 7-Pin Connectors	5000-lb. Towing Capacity⁴		
	1550-lb. Total Payload Capacity		
BODY/SUSPENSION/CHASSIS			
Stabilizer Bar (mm, front/rear): 23.0/25.4	All-Season Tires: P245/65 R17 105S		
Steering Ratio: 18.5:1	Steel-Reinforced Composite (SRC) Cargo Bed		
Steering Wheel Turns, Lock-to-Lock: 3.38	MacPherson Strut Front Suspension		
Turning Diameter, Curb-to-Curb (ft.): 42.6	Multi-Link Rear Suspension with Trailing Arms		
Power-Assisted Ventilated Front Disc/Solid Rear Disc Brakes (in.): 12.6/13.1	Variable-Assist Power Rack-and-Pinion Steering		
17" Styled Steel Wheels (RT) / 17" Alloy Wheels (RTS, RTL)			
SAFETY			
3-Point Seat Belts at All Seating Positions	Anti-Lock Braking System (ABS)		
Front 3-Point Seat Belts with Automatic Tensioning System	Electronic Brake Distribution (EBD)		
Adjustable Front Seat-Belt Anchors	Vehicle Stability Assist (VSA)™		
Dual-Stage, Dual-Threshold Front Airbags (SRS)	Brake Assist		
Front Side Airbags with Passenger-Side Occupant Position Detection System (OPDS)	Tire Pressure Monitoring System (TPMS)		
Side Curtain Airbags with Rollover Sensor	Lower Anchors and Tethers for Children (LATCH)		
Side-Impact Door Beams	Child-Proof Rear Door Locks		
EXTERIOR MEASUREMENTS			
	RT	RTS	RTL
Wheelbase (in.)	122.0	122.0	122.0
Length (in.)	206.8	206.8	206.8
Height (in.)	70.3	70.3	70.3/71.2 with Moonroof
Width (in.)	77.8	77.8	77.8
Track (in., front/rear)	67.1/66.9	67.1/66.9	67.1/66.9
Minimum Ground Clearance (in.)	8.2	8.2	8.2
Approach/Departure Angles (degrees)	24.5/22.0	24.5/22.0	24.5/22.0
Cargo Bed Length (in., tailgate up/down)	60.0/79.0	60.0/79.0	60.0/79.0
Cargo Bed Width (in., between wheelwells)	49.5	49.5	49.5
Heavy-Duty Tie-Down Cleats (6)/Capacity (lbs. per cleat)	350	350	350
In-Bed Trunk™ Capacity (cu. ft.)	8.5	8.5	8.5
Curb Weight (lbs.)	4503	4494	4498
Weight Distribution (% front/rear)	58/42	58/42	58/42
INTERIOR MEASUREMENTS			
	RT	RTS	RTL
Headroom (in., front/rear)	40.7/39.1	40.7/39.1	40.7/39.1
Headroom with Moonroof (in., front/rear)			38.7/39.0
Legroom (in., front/rear)	40.8/36.4	40.8/36.4	40.8/36.4
Shoulder Room (in., front/rear)	63.2/62.6	63.2/62.6	63.2/62.6
Hiproom (in., front/rear)	57.6/57.2	57.6/57.2	57.6/57.2
Passenger Volume (cu. ft.)	112.0	112.0	112.0/108.9 with Moonroof
2nd-Row Underseat Storage (cu. ft.)	2.6	2.6	2.6
Seating Capacity	5	5	5
SEATING			
Leather-Trimmed Seats			•
Heated Front Seats			•
Driver's Seat Adjustment	6-Way Manual	8-Way Power	8-Way Power
Driver's Seat with Power Lumbar Support		Manual	•
60/40 Lift-Up Rear Seat with Underseat Storage	•	•	•
Head Restraints at All Seating Positions	•	•	•
EPA MILEAGE ESTIMATES/CAPACITIES			
	RT	RTS	RTL
5-Speed Automatic (City/Highway)	16/21	16/21	16/21
Crankcase (qt.)	5.3	5.3	5.3
Coolant System (qt.)	8.5	8.5	8.5
Fuel (gal.)	22.0	22.0	22.0
Required Fuel	Regular Unleaded	Regular Unleaded	Regular Unleaded

*Does not apply to fluid and filter changes. See your owner's manual for details.

EXTERIOR FEATURES	RT	RTS	RTL
Power Moonroof			Available
Dual-Action Tailgate	•	•	•
In-Bed Trunk™	•	•	•
Variable Intermittent Windshield Wipers with Automatic Heated Wiper Zone	•	•	•
Remote Entry System	•	•	•
Security System	•	•	•
Privacy Glass	•	•	•
Heat-Rejecting Green-Tinted Glass	•	•	•
Large Foldable Side Mirrors	•	Body-Colored	Body-Colored/Heated
Integrated Bed Lights (4) with Auto-Off Timer	•	•	•
Heavy-Duty Tow Hooks (front and rear)	•	•	•
Hidden Roof-Mounted Antenna	•	•	•
Multi-Reflector Halogen Headlights with Auto-Off	•	•	•
Alloy Wheels	Accessory	•	•
COMFORT & CONVENIENCE			
Air Conditioning with Air-Filtration System	•		
Dual-Zone Automatic Climate Control with Air-Filtration System		•	•
Honda Satellite-Linked Navigation System™¹ with Voice Recognition¹			Available
Power Windows with Auto-Up/Down Driver's Window	•	•	•
Power Sliding Rear Cabin Window	•	•	•
Power Door Locks	•	•	•
Steering Wheel-Mounted Controls	Cruise	Cruise/Audio	Cruise/Audio/ Navi (Available)
Cruise Control	•	•	•
Leather-Wrapped Steering Wheel			•
Column-Mounted Shifter	•	•	•
Adjustable Steering Column	•	•	•
Multifunctional Center Storage Console with Sliding Armrest	•	•	•
Front Passenger's Illuminated Vanity Mirror	•	•	•
HomeLink™ Remote System²			•
Ambient Console Lighting			•
Map Lights	•	•	•
Sunglasses Holder	•	•	•
Rearview Mirror with Compass			without Navigation
Beverage Holders (2 front, 4 rear)	•	•	•
12-Volt Power Outlets (2 front, 1 rear)	•	•	•
Passenger-Side Storage Tray	•	•	•
Door-Pocket Storage Bins	•	•	•
Seatback Pockets	•	•	•
Grab Rails (front and rear)	•	•	•
Rear Console Vents	•	•	•
Flat Rear Floor	•	•	•
All-Weather Heavy-Duty Floor Mats	•	•	•
AUDIO SYSTEMS			
100-Watt AM/FM/XM™-Ready³/CD Audio System with 6 Speakers	•		
160-Watt AM/FM/XM™-Ready³/6-Disc In-Dash CD Changer Audio System with 7 Speakers, Including Subwoofer		•	•
XM™ Satellite Radio⁴			with Moonroof
MP3/Digital Media Auxiliary Jack			with Navigation

¹For 2006, Honda is complying with the new SAE standard for measuring horsepower and torque, SAE net (Rev 8/04). This new method slightly reduces a vehicle's horsepower rating and torque due to more stringent testing procedures. Many manufacturers are still using the older standard of measurement. Horsepower and torque can only be fairly compared if both vehicles were calculated using the same SAE standard.

²Towing requires the addition of the Honda accessory trailer hitch and harness. Refer to the owner's manual for additional towing information. ³Based on 2006 EPA mileage estimates. Use for comparison purposes only. Your mileage may vary. ⁴Based upon internal Honda testing for frontal and side impacts. ⁵The Honda Satellite-Linked Navigation System is available only in the 48 contiguous United States on select RTL models. HomeLink™ is a registered trademark of Princeton Corporation, a wholly owned subsidiary of Johnson Controls.™ XM™ subscription sold separately. XM-ready audio systems are pre-wired to accept the dealer-installed accessory XM Satellite Radio hardware. XM Satellite Radio is available only in the contiguous United States. The XM name is a registered trademark of XM Satellite Radio, Inc. See your Honda dealer for subscription information. ⁶3-Year/36,000-Mile Limited Warranty: Ordinary maintenance or adjustments, parts subject to normal wear and replacement, and certain items are excluded. See your Honda dealer for terms and conditions of this limited warranty. Always use seat belts and appropriate child seats. Children 12 and under are safest when properly restrained in the rear seat. Specifications, features, illustrations and equipment shown in this brochure are based upon the latest available information at the time of printing. Although descriptions are believed to be correct, accuracy cannot be guaranteed. American Honda Motor Co., Inc., reserves the right to make changes at any time, without notice or obligation, in colors, specifications, accessories, materials and models. Some features mentioned herein are not available in all areas. See your Honda dealer for details. Some vehicles may be shown with optional equipment. Available = Optional. All images contained herein are either owned by American Honda Motor Co., Inc., or used under a valid license. It is a violation of federal law to reproduce these images without express written permission from American Honda Motor Co., Inc., or the individual copyright owner of such images. Honda Financial Services is a DBA of American Honda Finance Corporation. Honda, the H-mark symbol, Honda Care, Honda Satellite-Linked Navigation System, Drive-by-Wire Throttle System, In-Bed Trunk, Variable Torque Management, VSA, VTEC and VTM-4 are trademarks of Honda Motor Co., Ltd. ©2005 American Honda Motor Co., Inc.