



2015 LANCER



At Mitsubishi, we believe not all drivers are created equal. So we build our vehicles for a different breed of driver, the fearless ones who take pride in what they drive, and refuse to drive more of the same. It's obvious to us that people who truly want distinctive styling and the latest technology see past the procession of bland imitations. We believe that every vehicle we make should stand for something. Something more than expected. And that's why we don't build Mitsubishi cars for stereotypes. We build them for you.

MITSUBISHICARS.COM 1.888.MITSU2015 NATLBRO-15-002



FSC® C018793



THE SOUL OF AN ICON.

The Lancer gave birth to the Lancer Evolution over 12 years ago. It proved that performance was not the sole property of the super rich. We proved smaller engines could beat gas guzzling behemoths. And the world took notice. Soon, others followed in our footsteps. Mimicking, but never mastering, the Lancer Evolution. Lancer became an icon by refusing to cling to the past. Today, that spirit continues. Delivering a combination of performance and style no other car can match.

FIND YOUR OWN LANE. MITSUBISHICARS.COM



DESIGN P.02



PERFORMANCE P.06



SAFETY P.12



ACCOMMODATION P.14



HERITAGE P.18



SPECIFICATIONS P.22

 DESIGN

MOVING FIXATION

Go ahead. Stare. Lancer's sleek style is captivating, but its appeal is more than skin deep. Every Lancer possesses Lancer Evolution DNA. Its rigid unibody is seam welded, making it the strongest Lancer ever. Whether you go for the sporty Lancer or the aggressive Lancer Evolution, you'll be driving a vehicle that was forged in rally competition.





STREAMLINED STYLING

The Lancer's swift shape, with its chiseled lines, is a clinic in performance styling. On the GT, for example, the front-end design presents a sporty fascia that offers smooth over and under airflow for enhanced stability. Rally inspired accents, like a rear spoiler and 18-inch alloy wheels, not only look good, they also augment performance. Yet, while it's aerodynamic, it's also practical, with ample roof height and a proper hip point. So, once you're done staring, it's easy to get in.

AVAILABLE AUTO ON/OFF XENON HIGH INTENSITY DISCHARGE HEADLIGHTS

High Intensity Discharge (HID) headlights use xenon gas. They last longer and emit more light than halogen headlights. Even better, the light quality of xenon gas more closely mimics that of the sun, making for better definition and less eye fatigue.

HEATED SIDE VIEW MIRRORS WITH TURN SIGNALS

Lancer's side view mirrors provide an enhanced level of safety for you and those around you. Because they're heated, you won't have to worry about them frosting over in chilly conditions.

NEW WHEEL DESIGNS

This year Lancer offers three sharp new alloy wheel designs. These handsome wheels will have you rolling in head-turning style.



THE CRAFT OF COMFORT

For 2015, Lancer offers many equipment upgrades and improved features. From high-quality upholstery fabric to the soft touch upper door trim, the materials and the fit and finish provide a gratifying, upscale feel. Available heated seats not only provide comfort, but are also an optimum driving position for a commanding view. Lancer even offers the convenience of available Automatic Climate Control. Indeed, Lancer's interior is as hospitable as it is handsome.

COLOR LCD MULTI-INFORMATION DISPLAY

An easy-to-read trip computer provides you with helpful information like average speed and gas mileage, instant fuel economy, cruising range to empty, outside temperature and even maintenance reminder info. On Lancer Evolution, the display is linked to the S-AWC system and gives performance information such as current road surface mode and real-time torque distribution.

POWER GLASS SUNROOF

Sporting that blue-sky attitude is easy in the Lancer. Most models in the lineup are available with the luxury of a power glass sunroof.

 **PERFORMANCE**

FIND YOUR MOTIVATION

Whether you're looking for sporty economy or breathtaking acceleration, Lancer has your engine. There are three advanced aluminum-block MIVEC engines to choose from: Lancer ES offers an efficient 2.0-liter power plant, while the SE and GT models are equipped with a spirited 2.4-liter engine, and both the Ralliart and Evolution models boast a turbocharged, intercooled 2.0-liter engine. Mated to either a 5-speed manual transmission or a Continuously Variable Transmission, or CVT, Lancer lets you take the winding road ahead in fast or frugal fashion.





2.0L MIVEC ENGINE

Standard on the ES, Lancer's base engine delivers an EPA-estimated 34 mpg highway¹. Built on an aluminum-block, the 2.0-liter powerplant features dual overhead cams, 16-valves, and produces 148 horsepower and 145 lb.-ft. of torque. The key to its remarkable efficiency is Mitsubishi Innovative Valve-timing Electronic Control (MIVEC) technology. MIVEC varies the engine's breathing to achieve more torque, lower emissions and better fuel economy. On Lancer Ralliart, this engine is equipped with a single-scroll turbocharger that boosts its power to a mighty 237 hp with 253 lb.-ft. of torque.

2.4L MIVEC ENGINE

Standard on the Lancer SE and GT, the 2.4-liter engine is also an aluminum-block engine with dual overhead cams, 16 valves and MIVEC. This "long-stroke" engine produces 168 hp and 167 lb.-ft. of torque. With a balanced torque to horsepower ratio, the responsive 2.4-liter engine provides quick and confident daily driving power.

PADDLE SHIFTERS

Available on Lancer GT and standard on Lancer Ralliart and Lancer Evolution MR are race-inspired paddle shifters that offer real hands-on performance. Simply pull the right paddle to upshift and the left paddle to downshift.



CONTINUOUSLY VARIABLE TRANSMISSION

One of the smoothest, most efficient drivetrains available, a Continuously Variable Transmission (CVT) operates on a pulley system that allows infinite variability between the highest and lowest ratios. Instead of shifting gears, it adapts to changing vehicle speeds and keeps the engine operating efficiently, while improving fuel economy.

ECO LIGHT INDICATOR

This helpful feature illuminates at a given vehicle speed and engine RPM range to let you know that your Lancer is operating at maximum fuel efficiency. The longer you drive with the ECO light activated, the better your fuel economy.

ELECTRIC POWER STEERING

On Lancer ES with the 2.0-liter engine, we've enhanced efficiency with advanced electric power steering. Without the constant burden of a belt-driven hydraulic pump, the engine is able to achieve better fuel efficiency. When the driver turns the steering wheel, the electric power steering system evaluates factors such as rate of rotation, position and vehicle speed to determine the amount of steering assist needed.





MORE YOUR SPEED

The many performance advancements we've made in rally competition, we've applied in various degrees across the Lancer lineup. To those who want performance, but feel that Lancer Evolution is more than they need, we offer the Lancer Ralliart, a sporty edition inspired by our legendary racing heritage.

THE GEAR TO GO

The Lancer Ralliart has the performance equipment to conjure your racing spirit. Along with an advanced turbocharged engine and full-time all-wheel drive, it's bristling with race-inspired features like a rear spoiler and an aluminum hood with heat extractor vents.

TWIN CLUTCH TRANSMISSION

Full-Time AWD with Active Center Differential features front helical and rear mechanical limited-slip differentials. Plus, a standard Twin-Clutch Sportronic® Shift "automated manual" transmission employs two clutches for efficient, yet smooth shifting.

COMMAND PERFORMANCE

The Lancer SE features on-demand Electronically Controlled AWC. This advanced system emphasizes fuel efficiency, while giving you the option to switch to traction-enhancing all-wheel drive when road conditions become uncertain. The race-inspired Lancer Ralliart is equipped with full-time all-wheel drive for enhanced traction under all conditions at all times.





SAFETY

KNOWLEDGE IS CONFIDENCE

When it comes to safety, our goal is simple: Continue to improve. Using this approach, we've armed Lancer with a host of advanced safety equipment, including active safety equipment to help you avoid trouble, and passive safety equipment should a collision prove unavoidable.



SEVEN-AIRBAG SAFETY

Lancer's Supplemental Restraint System (SRS)² consists of seven airbags, including dual-stage front, front-seat side, and side curtain airbags. Lancer also features a standard driver-side knee airbag, which helps stabilize the legs and lower body of the driver in the event of a collision.

RISE UNIBODY CONSTRUCTION

Our Reinforced Impact Safety Evolution (RISE) unibody construction offers remarkable protection performance. The unibody is tremendously rigid and includes integrated energy absorbing crumple zones and strategically located reinforcements to help protect occupants in the event of a collision.

ACTIVE STABILITY CONTROL AND TRACTION CONTROL

One of the most significant advancements ever developed, Active Stability Control and Traction Control helps drivers maintain control in adverse conditions and during emergency maneuvers. Sensors monitor traction and work with the anti-lock braking system to counteract slipping. Applying the brakes on specific wheels, the system helps the vehicle track in the driver's intended direction.



AVAILABLE REARVIEW CAMERA

With visibility compromised, backing up a vehicle is always a safety concern. Lancer's available rearview camera provides a measure of assurance as an image of the area directly behind the vehicle is displayed on the 6.1-inch display audio screen or the 7-inch navigation screen.

ANTI-THEFT SECURITY ALARM SYSTEM WITH ENGINE IMMOBILIZER

This standard security system not only sounds off if the vehicle has been entered without the proper key, but also prevents the engine from running unless the key fob is present.

FAST-KEY PASSIVE ENTRY

Lancer's FAST-Key (Freehand Advanced Security Transmitter Key) makes vehicle entry easy. Available on Lancer and Lancer Evolution, lock or unlock the doors by pressing a button on either front door or, to open the trunk only, by pressing a button on the trunk. What's more, you can start the engine with the keys tucked away in a pocket or purse.

 **ACCOMMODATION**

SMART AND COMPATIBLE

From easy vehicle entry to hands-free functionality, Lancer is engineered to accommodate. Inside, you'll stay informed with the help of features like a color LCD multi-information display. And when it comes to entertainment, the advanced FUSE Hands-free Link System™ delivers with fumble-free convenience.





AUTOMATIC CLIMATE CONTROL

This available comfort feature helps keep the cabin temperature, fan speed and air source to your liking, so you can keep your hands on the wheel, and not on the AC controls.

FUSE HANDS-FREE LINK SYSTEM™ WITH USB PORT

Incorporating Bluetooth® 2.0 technology, FUSE allows you full use of your Bluetooth-enabled phone and lets you play music from your iPod®, or other MP3 player and USB devices, hands free^{3,4}. Along with buttons on the steering wheel and touch-screen display, FUSE also utilizes advanced speech recognition technology, so you can operate selected features with voice commands when connected to the USB port. FUSE recognizes up to seven different mobile phones, syncing up with contact lists from each phone that's been paired with the system and keeping the lists private to each user.

MITSUBISHI MULTI-COMMUNICATION SYSTEM

Boasting a 7-inch, high-definition touch-panel display, the intuitive Mitsubishi Multi-Communication System (MMCS) offers a host of advanced features. The system includes 3-D mapping, expanded Point of Interest (POI) information and road speed limit display, ECO routing and subscription-free Real-time Traffic, with Diamond Lane Guidance and Mapcare® that includes two annual map updates.

TOUCH PANEL DISPLAY AUDIO SYSTEM

Available with a 6.1-inch touch screen, this sleek system sports a high-gloss black finish and uses app-like icons for easy navigation. Features include HD Radio®, SiriusXM® Satellite Radio, and a rearview camera⁵. When equipped with FUSE Hands-free phone system, it also offers a phone dial screen and phone contact list importing³.



ROCKFORD FOSGATE® PREMIUM AUDIO SYSTEM

Lancer's available Rockford Fosgate® 710-watt audio system powers 9 premium speakers and a 10-inch, dual-voice subwoofer. The system incorporates an advanced Digital Signal Processor (DSP) and offers the listener PUNCH® control over the subwoofer, sound field control over the image and staging of the system, and the latest Neural Surround Sound technology⁶ from DTS®. The system is loaded with features like SiriusXM® Satellite Radio and HD Radio®, along with state-of-the-art technologies, such as Dolby® volume, PremiDIA HD and PremiDIA HD Wide surround for one of the best audio systems on the road.

HD RADIO

HD Radio® technology is subscription-free broadcast radio that's a significant digital upgrade over AM/FM radio. Along with crystal-clear sound quality, it offers a variety of advanced features, including traffic updates and fuel price and data information when equipped with navigation.

SIRIUSXM SATELLITE RADIO

Enjoy commercial-free music, live sports, news, talk and entertainment 24/7. SiriusXM lets you listen virtually anywhere – in your car, at home or the office, and on your computer, smartphone or tablet.



 **HERITAGE**

QUICK HISTORY

When it comes to performance, the Lancer and Lancer Evolution aren't mere pretenders to the throne. They have played a key role in Mitsubishi's proud motorsports heritage. A perennial winner on the rally championship circuit, the Lancer Evolution continues to drive automotive innovation. And many of the advancements we develop with our competition vehicles, we put into our production models. You could call it a win-win scenario.



BREMBO® BRAKES

Lancer Evolution's racing-inspired brakes from Brembo® are engineered to help reduce unsprung and rotating weight for better handling without sacrificing any braking performance.

SUPER ALL-WHEEL CONTROL

This advanced technology is actually a series of advanced technologies orchestrated to work in harmony. Active Yaw Control (AYC) distributes engine torque between the left and right rear wheels, while the Active Center Differential (ACD) distributes engine torque between the front and rear axles. Active Stability Control (ASC) helps keep the vehicle on the intended path when cornering, and Sport ABS with Electronic Brakeforce Distribution (EBD) improves control and stability under hard braking.

BALANCE IS POWER

Much of Lancer Evolution's amazing handling can be attributed to weight distribution. The front fenders, the hood and, on models that don't have a sunroof, even the roof panel are crafted from strong, yet lightweight aluminum. These measures help lower the center of gravity, improve balance and reduce polar inertia.

2.0L TURBOCHARGED/INTERCOOLED MIVEC ENGINE

Lancer Evolution's engine is truly a marvel of technology. With an all-aluminum block, it sports dual overhead cams, 16 valves and the efficiency of MIVEC. What really sets it apart, however, is an advanced twin-scroll turbocharger. The two scrolls allow for efficient exhaust flow from the cylinders, helping to create quick, reliable boost through the full range of operation. To help handle the turbo boost, the engine's been strengthened with a semi-closed deck and four-bolt main bearing caps. With 291 horsepower at 6,500 rpm and 300 lb.-ft. of torque at 4,000 rpm, Lancer Evolution is definitely built for speed.



LEFT LANE LUXURY

Revel in awesome performance while enjoying a little more sophistication. Lancer Evolution MR is a more reserved edition that features a subtler exterior look, a luxurious cabin experience and a more refined ride. But don't let these amenities curb your driving enthusiasm. Think of it as high-class performance.

PAVEMENT PROWESS

The smoother ride quality of Lancer Evolution MR is achieved with a concert of suspension technologies. High-end performance components, such as BBS® alloy wheels and two-piece front brake rotors, reduce unsprung weight, while Bilstein® shocks and Eibach® springs further improve suspension response and handling.

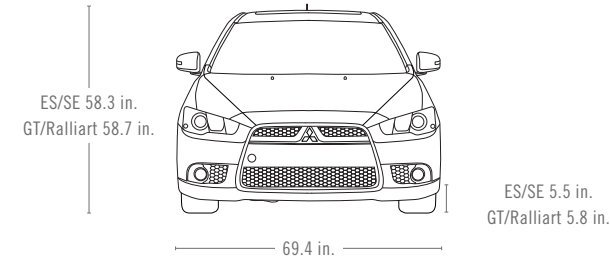
TWIN-CLUTCH SPORTRONIC SHIFT TRANSMISSION

The key to performance is the efficient transfer of power to the pavement, and nothing does the job quite like our Twin-Clutch Sportronic Shift Transmission (TC-SST). This "automated manual" transmission utilizes two clutches to achieve the efficiency of a manual gearbox while allowing smooth, ultrafast shifting. With three shift modes available through a console-mounted switch, the TC-SST allows full power delivery during upshifts and rev matching on downshifts. If you prefer shifting manually you can do that too, either with the gear shifter or the paddle shifters mounted on the steering column.

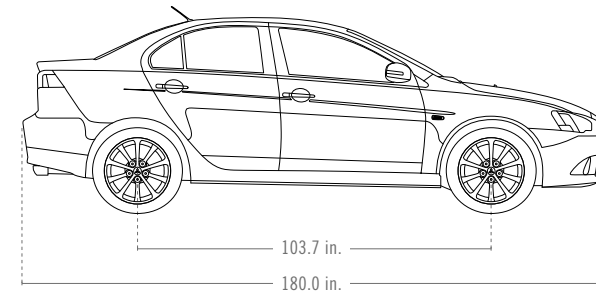
SPECIFICATIONS

EXTERIOR

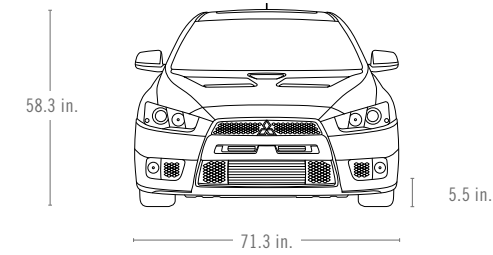
LANCER



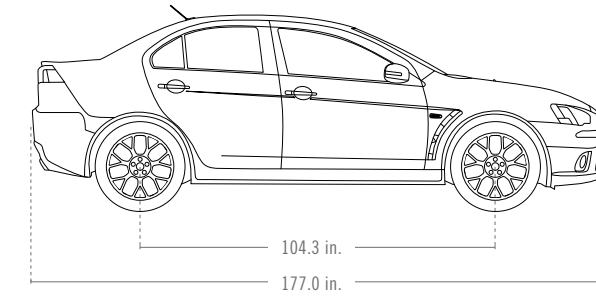
ES/SE 5.5 in.
GT/Ralliart 5.8 in.



LANCER EVOLUTION







5.5 in.



EXTERIOR DIMENSIONS

	LANCER ES/SE/GT/RALLIART	LANCER EVOLUTION GSR/MR
Height	58.3 in. (GT/Ralliart 58.7)	58.3 in.
Width	69.4 in.	71.3 in.
Min. ground clearance	5.5 in. (GT/Ralliart 5.8)	5.5 in.

EXTERIOR COLORS




	ES	SE	GT	RALLIART	GSR	MR
Apex Silver 	● 1/2	● 1/2	● 3/4	● 3	● 3/4	● 3/4
Mercury Gray 	● 1/2	● 1/2	● 3/4	● 3	● 3/4	● 3/4
Rally Red 	● 1/2	● 1/2	● 3/4	● 3	● 3/4	● 3/4
Octane Blue 	● 1/2	● 1/2	● 3/4	● 3	● 3/4	● 3/4

The numbers indicate interior colors / trims available with exterior vehicle color.

EXTERIOR DIMENSIONS

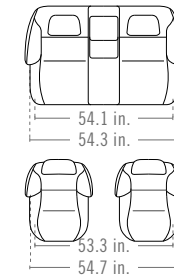
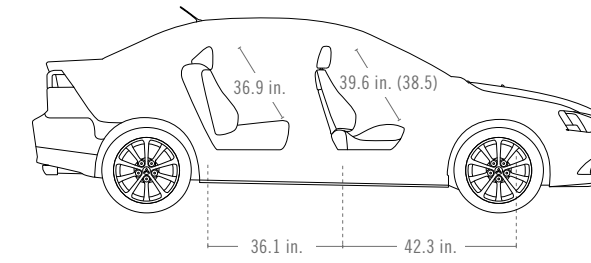
	LANCER ES/SE/GT/RALLIART	LANCER EVOLUTION GSR/MR
Length	180.0 in.	177.0 in.
Wheelbase	103.7 in.	104.3 in.
Track, front	60.2 in.	60.8 in.
Track, rear	60.2 in.	60.8 in.

EXTERIOR COLORS

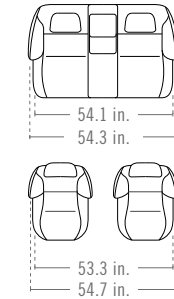
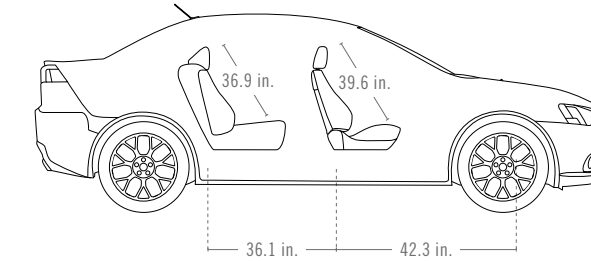
	ES	SE	GT	RALLIART	GSR	MR
Wicked White 	● 1/2	● 1/2	● 3/4	● 3	● 3/4	● 3/4
Tarmac Black 	● 1/2	● 1/2	● 3/4	● 3	—	—
Phantom Black 	—	—	—	—	● 3/4	● 3/4

INTERIOR

LANCER




LANCER EVOLUTION



INTERIOR DIMENSIONS

	LANCER ES/SE/GT/RALLIART		LANCER EVOLUTION GSR/MR	
Front head room / Rear head room (with sun roof)	39.6 in. (38.5 in.)	36.9 in. (36.9 in.)	39.6 in. (38.5 in.)	36.9 in. (36.9 in.)
Front leg room / Rear leg room	42.3 in.	36.1 in.	42.3 in.	36.1 in.
Front shoulder room / Rear shoulder room	54.7 in.	54.3 in.	54.7 in.	54.3 in.
Front hip room / Rear hip room	53.3 in.	54.1 in.	53.3 in.	54.1 in.
SAE interior volume (with sun roof)	105.8 cu. ft. (104.3 cu. ft.)	RAE: 102.6 cu. ft.	100.1 in. (98.7 cu. ft.)	
SAE passenger volume (with sun roof)	93.5 cu. ft. (92.0 cu. ft.)		93.2 cu. ft. (91.8 cu. ft.)	
SAE cargo volume (with subwoofer)	12.3 cu. ft. (11.8 cu. ft.)	RAE: 10.0 cu. ft. (9.1 cu. ft.)	6.9 cu. ft.	

INTERIOR COLORS



ENGINE	ES	SE	GT	RALLIART	GSR	MR
Type	2.0L I4 DOHC, 16-valve, Mitsubishi Innovative Valve-timing Electronic Control system (MIVEC)	2.4L I4 DOHC, 16-valve, Mitsubishi Innovative Valve-timing Electronic Control system (MIVEC)	2.4L I4 DOHC, 16-valve, Mitsubishi Innovative Valve-timing Electronic Control system (MIVEC)	2.0L Turbo DOHC 16-valve, Mitsubishi Innovative Valve-timing Electronic Control system (MIVEC)	2.0L MIVEC DOHC 16-valve inline 4-cylinder, turbocharged/intercooled	2.0L MIVEC DOHC 16-valve inline 4-cylinder, turbocharged/intercooled
Engine code	4B11	4B12	4B12	4B11T	4B11 T/C	4B11 T/C
Materials	Aluminum block/aluminum cylinder heads	Aluminum block/aluminum cylinder heads	Aluminum block/aluminum cylinder heads	Aluminum block/aluminum cylinder heads	Aluminum block/aluminum cylinder heads	Aluminum block/aluminum cylinder heads
Bore x stroke	3.4 x 3.4 in.	3.5 x 3.8 in.	3.5 x 3.8 in.	3.4 x 3.4 in.	3.4 x 3.4 in.	3.4 x 3.4 in.
Compression ratio	10.0:1	10.5:1	10.5:1	9.0:1	9.0:1	9.0:1
Displacement	2.0L/1998cc	2.4L/2360cc	2.4L/2360cc	2.0L/1998cc	2.0L/1998cc	2.0L/1998cc
Horsepower (BHP)	5MT: 148 @ 6,000 rpm CVT (FED): 148 @ 6,000 rpm CVT (CAL): 143 @ 6,000 rpm	168 @ 6,000 rpm	168 @ 6,000 rpm	237 @ 6,000 rpm	291 @ 6,500 rpm	291 @ 6,500 rpm
Torque	5MT: 145 lb-ft @ 4,200 rpm CVT (FED): 145 lb-ft @ 4,200rpm CVT (CAL): 143 lb-ft @4,200rpm	167 lb-ft @ 4,100 rpm	167 lb-ft @ 4,100 rpm	253 lb-ft @ 2,500–4,750 rpm	300 lb-ft @ 4,000 rpm	300 lb-ft @ 4,000 rpm
Redline RPM	6,500	6,500	6,500	6,500	7,000	7,000
Emissions	FED & CAL MT: Tier 2 bin 5 CAL CVT: LEV3 ULEV70	Tier 2 bin 5	Tier 2 bin 5	Tier 2 bin 5	50 State: Tier 2 bin 5 LEV II LEV	50 State: Tier 2 bin 5 LEV II LEV
Engine oil	0W-20	0W-20	0W-20	5W-30	5W-30	5W-30
Recommended fuel	Regular unleaded	Regular unleaded	Regular unleaded	Premium unleaded	Premium unleaded	Premium unleaded
Fuel system	MPI	MPI	MPI	MPI	MPI	MPI
TRANSMISSION	ES	SE	GT	RALLIART	GSR	MR
5-speed manual transmission	STD	–	STD	–	STD	–
Continuously Variable Transmission automatic with INVECS-III	OPT	STD	OPT	–	–	–
6-speed Twin clutch Sportronic® shift speed transmission (TC-SST)	–	–	–	STD	–	STD
Front-wheel drive	STD	–	STD	–	–	–
All-Wheel Control (AWC) electronically controlled 4WD system	–	STD	–	–	–	–
Full-time all-wheel drive (AWD) with Active Center Differential (ACD)	–	–	–	STD	–	–
Super All-Wheel Control (S-AWC): ACD+AYC+ASC+ABS	–	–	–	–	STD	STD
Front helical limited slip differential (LSD)	–	–	–	STD	STD	STD
Rear mechanical limited-slip differential (LSD)	–	–	–	STD	–	–
Active center differential (ACD)	–	–	–	STD	STD	STD
Active Yaw Control (AYC)	–	–	–	–	STD	STD
Sportronic® steering wheel paddle shifters (CVT/TC-SST)	–	–	OPT	STD	–	STD
AWC drive-mode selector (2WD/4WD Auto/4WD Lock)	–	STD	–	–	–	–
Center console-mounted AWC switch (Tarmac / Gravel / Snow)	–	–	–	STD	STD	STD

S = Standard P = Factory Package - = Not available O = Option A = Accessory 4-DR = Sedan

SUSPENSION	ES	SE	GT	RALLIART	GSR	MR
Front	MacPherson strut with stabilizer bar	MacPherson strut with stabilizer bar	MacPherson strut with stabilizer bar	MacPherson type strut with stabilizer bar	MacPherson type strut with stabilizer bar	MacPherson type strut (inverted strut) with forged aluminum control arms, Eibach® springs and Bilstein® shock absorbers, with stabilizer bar
Rear	Multi-link type suspension	Multi-link type suspension with stabilizer bar	Multi-link type suspension with stabilizer bar	Multi-link type suspension with stabilizer bar	Multi-link type suspension with forged aluminum control arms (except for rear lower arms) with stabilizer bar	Multi-link type suspension with forged aluminum control arms (except for rear lower arms), Eibach® springs and Bilstein® shock absorbers
STEERING	ES	SE	GT	RALLIART	GSR	MR
Type	Rack-and-pinion, electric power assist	Rack-and-pinion, hydraulic power assist	Rack-and-pinion, hydraulic power assist	Rack-and-pinion, hydraulic power assist	Rack-and-pinion, hydraulic power assist	Rack-and-pinion, hydraulic power assist
Overall ratio	14.8	15.2	15.2	15.2	13.3:1	13.3:1
Turns, lock to lock	3.09	3.16	3.16	3.16	2.27	2.27
Turning circle (curb to curb)	32.8 ft.	32.8 ft.	32.8 ft.	32.8 ft.	38.7 ft.	38.7 ft.
BRAKES/WHEELS/TIRES	ES	SE	GT	RALLIART	GSR	MR
Front brakes	Ventilated disc, 10.9 in.	Ventilated disc, 10.9 in.	Ventilated disc, 11.6 in.	Ventilated disc, 11.6 in.	Ventilated disc, Brembo® 4-piston caliper, 13.8 in.	Ventilated 2-piece rotor (for weight reduction), Brembo® 4-piston caliper, 13.8 in.
Rear brakes	Drum 8.0 in. (disc w/alloy wheels 10.3 in.)	Disc, 10.3 in.	Disc, 11.9 in.	Disc 11.9 in.	Ventilated disc with Brembo® 2-piston caliper, 13.0 in.	Ventilated disc with Brembo® 2-piston caliper, 13.0 in.
Anti-lock brakes	4-channel, 4-sensor with Electronic Brake-force Distribution (EBD)	4-channel, 4-sensor with Electronic Brake-force Distribution (EBD)	4-channel, 4-sensor with Electronic Brake-force Distribution (EBD)	4-channel, 4-sensor with Electronic Brake-force Distribution (EBD)	4-channel, 4-sensor Sports ABS with Electronic Brake-force Distribution (EBD)	4-channel, 4-sensor Sports ABS with Electronic Brake-force Distribution (EBD)
Wheels	16 in. steel	16 in. aluminum alloy	18 in. aluminum alloy	18 in. aluminum alloy	Enkei® cast aluminum alloy, 18 x 8.5 JJ	BBS® forged aluminum alloy, 18 x 8.5 JJ
Tire size	P205/60R16	P205/60R16	P215/45R18	P215/45R18	P245/40R18 93Y	P245/40R18 93Y
CAPACITIES	ES	SE	GT	RALLIART	GSR	MR
Passenger seating	5	5	5	5	5	5
Fuel	15.5 gallons	14.5 gallons	15.5 gallons	14.5 gallons	14.5 gallons	14.5 gallons
Engine oil	4.2 quarts	4.5 quarts	4.5 quarts	5.1 quarts	5.0 quarts	5.0 quarts
WEIGHTS	ES	SE	GT	RALLIART	GSR	MR
Curb weight MT (CVT/SST)	2,888 lbs. (2,954 lbs.)	(3,142 lbs.)	2,966 lbs. (3,032 lbs.)	(3,461 lbs.)	3,527 lbs.	3,571 lbs.
GVWR	3,969 lbs.	4,190 lbs.	4,079 lbs.	4,388 lbs.	4,542 lbs.	4,542 lbs.
Weight distribution (% f/r) MT (CVT)	60/40 (61/39)	(59/41)	59/41 (60/40)	(60/40)	57/43	57/43
FUEL ECONOMY ¹	ES	SE	GT	RALLIART	GSR	MR
City (5MT)	26 (25) mpg	22 mpg	23 (22) mpg	18 mpg	(17) mpg	17 mpg
Highway (5MT)	34 (34) mpg	29 mpg	30 (31) mpg	25 mpg	(23) mpg	22 mpg
Combined (5MT)	29 (28) mpg	25 mpg	26 (26) mpg	20 mpg	(19) mpg	19 mpg

EXTERIOR FEATURES	ES	SE	GT	RALLIART	GSR	MR
Bi-Xenon High Intensity Discharge (HID) headlights with leveling control	—	—	OPT	STD	OPT	STD
Daytime running lights (combined with HID)	—	—	OPT	STD	OPT	STD
Auto on/off headlights	—	—	OPT	STD	—	STD
Auto-off halogen headlights	STD	STD	STD	—	STD	—
Fog lights	ACC	STD	STD	STD	STD	STD
High-mount rear stop light	STD	STD	STD	STD	STD	STD
Rear combination tail lights	STD	STD	STD	STD	STD	STD
Aluminum roof panel	—	—	—	—	STD	STD
Aluminum front fenders with air outlets	—	—	—	—	STD	STD
Large rear spoiler	—	—	—	—	STD	—
Aluminum hood with heat extractor vents	—	—	—	STD	STD	STD
Rear Ralliart bumper	—	—	—	STD	—	—
Rear wing spoiler	ACC	ACC	STD	STD	—	—
Rear lip spoiler (replaces rear wing spoiler)	ACC	ACC	OPT	—	—	STD
Side air dams	STD	STD	STD	STD	—	—
Front air dam	ACC	—	—	—	—	—
Large side air dam	—	—	—	—	STD	STD
Roof carrier plug-in accommodation	—	STD	—	—	—	—
Color-keyed folding power side view mirrors with turn indicators	STD	STD	STD	STD	STD	STD
Heated side view mirrors	STD	STD	STD	STD	STD	STD
Color-keyed outer door handles	STD	STD	STD	STD	STD	STD
Color-keyed hood and fender vents	—	—	—	—	—	STD
Front grille with black mesh	—	—	—	—	STD	STD
Chrome grille bezel accent	—	—	—	—	—	STD
Chrome beltline accents	—	—	—	STD	—	STD
Sport front grille and bumper	—	STD	STD	STD	—	—
Front upper grille with chrome accents	STD	—	—	—	—	—
Front lower grille with chrome accents	ACC	—	—	—	—	—
Short pole antenna	STD	STD	STD	STD	STD	STD
Exhaust finisher	ACC	—	STD	—	—	—
Dual exhaust with finisher	—	—	—	STD	STD	STD
AWC badge	—	STD	—	—	—	—
Power glass sunroof with tilt and slide	OPT	OPT	OPT	—	OPT	OPT
Rain-sensing windshield wipers	—	—	OPT	STD	—	STD
Front windshield variable intermittent wipers and washers	STD	STD	STD	STD	STD	STD
Rear window defroster with timer	STD	STD	STD	STD	STD	STD
Green laminated windshield	STD	STD	STD	STD	STD	STD
18-in. dark finish alloy wheels	—	—	—	STD	—	—

EXTERIOR FEATURES (CONT.)	ES	SE	GT	RALLIART	GSR	MR
18-in. alloy wheels	—	—	STD	—	—	—
16-in. 10-spoke alloy wheels	OPT	—	—	—	—	—
16-in. machine finish 2-tone alloy wheels	—	STD	—	—	—	—
16-in. steel wheels with full wheel covers	STD	—	—	—	—	—
18 x 8.5-in. BBS® forged alloy wheels	—	—	—	—	—	STD
Space-saver temporary spare tire	STD	STD	STD	STD	STD	STD
MR decklid badge	—	—	—	—	—	STD
INTERIOR FEATURES						
Color LCD multi-information display	OPT	STD	STD	STD	STD	STD
Monochromatic multi-information display	STD	—	—	—	—	—
High-contrast speedometer/tachometer gauge cluster	OPT	STD	STD	STD	STD	STD
Key cylinder illumination (n/a with FAST-Key)	STD	STD	—	—	STD	—
Upshift indicator light (5MT only)	STD	—	STD	—	—	—
ECO status indicator light (CVT/SST only)	STD	STD	STD	STD	—	—
Front map lights	STD	STD	STD	STD	STD	STD
Center dome light (n/a with sunroof)	STD	STD	STD	STD	STD	STD
Trunk light	STD	STD	STD	STD	STD	STD
Leather seating surfaces	—	—	OPT	—	OPT	OPT
Sport fabric seating surfaces	—	—	STD	STD	STD	STD
Deluxe fabric seating surfaces	STD	STD	—	—	—	—
Heated front seats	—	STD	OPT	—	OPT	OPT
6-way adjustable driver's seat	STD	STD	STD	STD	STD	STD
6-way adjustable front passenger seat	STD	STD	STD	STD	STD	STD
Driver's seatback pocket	STD	STD	STD	STD	STD	STD
60/40 split folding high-back rear seat	STD	STD	STD	STD	—	—
Rear seat adjustable head restraints (x3)	STD	STD	STD	STD	STD	STD
Automatic climate control with chrome accent	—	—	STD	STD	STD	STD
Manual climate control	STD	STD	—	—	—	—
Micron air filtration	STD	STD	STD	STD	STD	STD
Rear heater floor ducts	STD	STD	STD	STD	STD	STD
Chrome AC outlet knobs	STD	STD	STD	STD	STD	STD
Leather-wrapped sport steering wheel with silver accent	—	—	—	STD	STD	STD
Leather-wrapped steering wheel with silver accent	OPT	OPT	STD	—	—	—
Urethane-wrapped steering wheel with silver accent	STD	STD	—	—	—	—
Tilt steering wheel	STD	STD	STD	STD	STD	STD
Silver painted meter bezel	STD	STD	STD	STD	STD	STD

[—] NOT AVAILABLE [STD] STANDARD [OPT] FACTORY PACKAGE [ACC] ACCESSORY FEATURES AND OPTIONS SUBJECT TO CHANGE WITHOUT NOTICE.

INTERIOR FEATURES (CONT.)	ES	SE	GT	RALLIART	GSR	MR
Leather-wrapped shift knob	—	OPT	STD	STD	STD	STD
Urethane shift knob	STD	STD	—	—	—	—
Aluminum scuff plate	—	—	—	—	—	STD
Aluminum sport pedals	—	—	—	STD	STD	STD
Dark silver painted I/P and front door accents	STD	STD	—	—	—	—
Gloss black I/P and front door accents	—	—	STD	STD	STD	STD
Gloss black center console / shifter trim accents	—	—	—	—	OPT	STD
Material-color inner door handle	STD	—	—	—	—	—
Soft-touch front door trim	OPT	STD	STD	STD	STD	STD
Center console armrest leatherette inserts	—	—	STD	STD	STD	STD
Center console armrest cloth inserts	STD	STD	—	—	—	—
Chrome-plated inner door handle	OPT	STD	STD	STD	STD	STD
Vinyl door trim inserts	STD	STD	STD	STD	STD	STD
Leatherette door trim inserts with stitch	STD	STD	STD	STD	STD	STD
Driver and front passenger sun visors	STD	STD	STD	STD	STD	STD
Carpeted floor mats	STD	STD	STD	STD	STD	STD
Remote trunk and fuel lid release lever	STD	STD	STD	STD	STD	STD
CONVENIENCE FEATURES	ES	SE	GT	RALLIART	GSR	MR
MMCS Navigation system with 7-in. high-definition touch panel, voice command, 3D mapping, point-of-interest information, real-time traffic, and Mapcare® includes two annual map updates (replaces standard audio system head unit)	ACC	ACC	ACC/OPT	—	ACC	ACC
710-watt AM/FM/CD/MP3 Rockford-Fosgate® premium sound system with 9 speakers including 10-in. dual-voice coil subwoofer with Punch Control®, DTS® Neural Surround, PremiDIA-WIDE® surround, and Dolby® Volume ⁵	—	OPT	OPT	STD	OPT	STD
6-in. touch panel display audio system (replaces standard audio head unit)	—	STD	STD	STD	STD	STD
140-watt AM/FM/CD/MP3 audio system with 6 speakers	OPT	STD	STD	—	STD	—
140-watt AM/FM/CD/MP3 audio system with 4 speakers	STD	—	—	—	—	—
SiriusXM® Satellite Radio with 3-mo. pre-paid subscription ⁵	OPT	STD	STD	STD	STD	STD
Digital HD Radio®	—	STD	STD	STD	STD	STD
FUSE Hands-free Link System™ with Bluetooth® technology, and USB port (replaces L & R component plugs)	ACC/OPT	STD	STD	STD	STD	STD
Auxiliary RCA input	STD	—	—	—	—	—
Multi-information display (trip meter and odometer, outside temperature, average fuel consumption, and driving distance to empty, service reminder, drive mode indicator, transmission position indicator, water temperature warning light and low fuel warning)	STD	STD	STD	STD	STD	STD
Rearview camera system	—	STD	STD	STD	—	—
Auto-dimming rearview mirror	—	—	OPT	STD	—	STD
Steering wheel-mounted audio, cruise control, and Bluetooth® hands-free system (requires dealer installation of V/R microphone and Bluetooth® HFP system) controls ³	STD	STD	STD	STD	STD	STD
FAST-Key passive entry system with panic alarm feature	OPT	OPT	STD	STD	OPT	STD

[—] NOT AVAILABLE [STD] STANDARD [OPT] FACTORY PACKAGE [ACC] ACCESSORY FEATURES AND OPTIONS SUBJECT TO CHANGE WITHOUT NOTICE.

CONVENIENCE FEATURES (CONT.)	ES	SE	GT	RALLIART	GSR	MR
Keyless entry with panic alarm feature	STD	STD	—	—	STD	—
Power windows with driver's side auto down/up feature	STD	STD	STD	STD	STD	STD
Power door locks	STD	STD	STD	STD	STD	STD
12-volt accessory outlet	—	—	—	—	STD	STD
12-volt accessory outlets (x2)	STD	STD	STD	STD	—	—
Floor center console box with armrest lid	STD	STD	STD	STD	STD	STD
Front lower console accessory box cover	—	—	STD	STD	OPT	STD
Front cup holders (x2)	STD	STD	STD	STD	STD	STD
Door trim pocket with bottle holder (x2)	STD	STD	STD	STD	STD	STD
Rear center armrest with cup holders	STD	STD	STD	STD	STD	STD
Retractable assist grips (x4)	STD	STD	STD	STD	STD	STD
Coat hanger (x1) at rear assist grip	STD	STD	STD	STD	STD	STD
SAFETY & SECURITY	ES	SE	GT	RALLIART	GSR	MR
Hill Start Assist (HSA)	—	—	—	STD	—	—
Anti-lock Braking System (ABS) with Electronic Brakeforce Distribution (EBD) and brake assist	STD	STD	STD	STD	—	—
Sport Anti-lock Braking System (ABS) with Electronic Brakeforce Distribution (EBD)	—	—	—	—	STD	STD
Brembo® high-performance braking system	—	—	—	—	STD	STD
2-piece front rotors	—	—	—	—	—	—
Active Stability Control (ASC)	STD	STD	STD	STD	STD	STD
Traction Control Logic (TCL)	STD	STD	STD	STD	STD	STD
Tire Pressure Monitoring System (TPMS)	STD	STD	STD	STD	STD	STD
Front and rear side SRS curtain airbags ²	STD	STD	STD	STD	STD	STD
Front seat-mounted SRS side airbags ²	STD	STD	STD	STD	STD	STD
Driver's side SRS knee airbag ²	STD	STD	STD	STD	STD	STD
Advanced dual-stage SRS front airbags with occupant seat position sensors ²	STD	STD	STD	STD	STD	STD
Three-point seatbelts and head restraints for all seating positions	STD	STD	STD	STD	STD	STD
Height-adjustable front shoulder belts with pretensioner	STD	STD	STD	STD	STD	STD
LATCH child-restraint system	STD	STD	STD	STD	STD	STD
Child safety rear door locks	STD	STD	STD	STD	STD	STD
Anti-theft security alarm system	STD	STD	STD	STD	STD	STD
Anti-theft engine immobilizer	STD	STD	STD	STD	STD	STD
RISE body construction	STD	STD	STD	STD	STD	STD
Trunk entrapment release handle	STD	STD	STD	STD	STD	STD

FACTORY PACKAGES

ES Value Package (CVT only)

- FUSE Hands-free Link System™ with Bluetooth® technology, and USB port (replaces L and R component plugs)
- High-contrast speedometer/tachometer gauge cluster
- Color LCD multi-information display
- Soft-touch front upper door trim
- Chrome-plated inner door handle
- 16-in. alloy wheels
- Rear disc brakes

ES Deluxe Package (CVT only)

- Power glass sunroof with tilt and slide

- FUSE Hands-free Link System™ with Bluetooth® technology, and USB port (replaces L and R component plugs)

- FAST-Key passive entry system with panic alarm feature
- SiriusXM® Satellite Radio with 3-mo. pre-paid subscription⁵
- 6 speaker audio system
- High-contrast speedometer/tachometer gauge cluster
- Color LCD multi-information display
- Leather-wrapped steering wheel
- Chrome inner door handles
- Soft-touch front upper door trim
- 16-in. alloy wheels
- Rear disc brakes

SE Premium Package

- Power glass sunroof with tilt and slide

- 710-watt Rockford-Fosgate® premium sound system with 9 speakers including 10-in. dual-voice coil subwoofer with Punch Control®, DTS® Neural Surround, PremiDIA-WIDE® surround and Dolby® Volume⁵

- FAST-Key passive entry system with panic alarm feature
- Leather-wrapped steering wheel with silver accent
- Leather-wrapped shift knob

GT Touring Package (CVT only)

- Leather seating surfaces
- Power glass sunroof with tilt and slide

- MMCS Navigation system with 7-in. high-definition touch panel, voice command, 3D mapping, point-of-interest information, real-time traffic, and Mapcare® includes two annual map updates (replaces standard audio system head unit)

- 710-watt Rockford-Fosgate® premium sound system with 9 speakers including 10-in. dual-voice coil subwoofer with Punch Control®, DTS® Neural Surround, PremiDIA-WIDE® surround, and Dolby® Volume⁵

GT Touring Package (cont.)

- Bi-Xenon High Intensity Discharge (HID) headlights with leveling control
- Day time running lights (combined with HID)
- Auto on/off headlight control
- Heated front seats
- Auto-dimming rearview mirror
- Rain-sensing windshield wipers
- Rear lip spoiler (replaces rear wing spoiler)

GT Sun & Sound Package (CVT only)

- Power glass sunroof with tilt and slide

- 710-watt Rockford-Fosgate® premium sound system with 9 speakers including 10-in. dual-voice coil subwoofer with Punch Control®, DTS® Neural Surround, PremiDIA-WIDE® surround and Dolby® Volume⁵

- Bi-Xenon High Intensity Discharge (HID) headlights with leveling control
- Day time running lights (combined with HID)

GSR Sight & Sound Package

- Bi-Xenon High Intensity Discharge (HID) headlights with leveling control

- Daytime running lights (combined with HID)

- 710-watt Rockford-Fosgate® premium sound system with 9 speakers including 10-in. dual-voice coil subwoofer with Punch Control®, DTS® Neural Surround, PremiDIA-WIDE® surround and Dolby® Volume⁵

- FAST-Key passive entry system with panic alarm feature

GSR Premium Package

- Leather seating surfaces
- Power glass sunroof with tilt and slide

- 710-watt Rockford-Fosgate® premium sound system with 9 speakers including 10-in. dual-voice coil subwoofer with Punch Control®, DTS® Neural Surround, PremiDIA-WIDE® surround and Dolby® Volume⁵

- Bi-Xenon High Intensity Discharge (HID) headlights with leveling control

- Daytime running lights (combined with HID)
- FAST-Key passive entry system with panic alarm feature

- Heated front seats
- Front lower console accessory box cover
- Sound dampening enhancement
- Scuff plates

MR Touring Package (Requires Premium Package)

- Leather seating surfaces
- Power glass sunroof with tilt and slide
- Heated front seats
- Sound dampening enhancement
- Scuff plates

OPTIONS

Navigation System Package:

- MMCS Navigation system with 7-in. high-definition touch panel, voice command, 3D mapping, point-of-interest information, real-time traffic, and Mapcare® includes two annual map updates (replaces standard audio system head unit)

ES Exterior Package

- Rear wing spoiler
- Front air dam
- Exhaust finisher
- Rear diffuser garnish

GSR Exterior Package

- Front air dam
- Side air dams
- Rear corner extensions
- Brake air guides
- Rear spoiler extension

GSR/MR Interior Package

- Aluminum/leather shift knob (MR) (GSR aluminum only)
- Aluminum/leather brake handle

GSR/MR Mud and Snow Package

- Front and rear mud flaps
- All-weather front floor mats

Interior Package (N/A on EVO)

- Aluminum shift knob
- Aluminum brake handle

LED Illumination Package (N/A on EVO)

- LED floor illumination (blue)
- Interior lights

All-Weather Package (N/A on EVO)

- Remote engine start
- All-weather floor mats (2)
- Rear mudguards

Popular Equipment Package (N/A on EVO)

- Alloy fuel door
- Scuff plates
- Trunk mat

ACCESSORIES

FUSE Hands-free Link System™: Available on ES

Roof Rack Crossbars: Available on

Rear Lip Spoiler: Available on ES and SE

Chrome Lower Grille Garnish: Available on ES

Rear Park Assist Sensors

Wheel Locks

Ralliart Wheel Locks with Fluted Lug Nuts: Available on GSR and MR

Fog Lights: Available on ES

All Weather Front Floor Mats: Available on ES, SE, GT and Ralliart

Side Wind Deflectors: Available on GSR and MR

FOOTNOTES

1. EPA estimates are to be used as a standardized comparison with other vehicles. Your actual mileage will vary depending on how you drive and maintain your vehicle.
2. Airbags are part of a Supplemental Restraint System (SRS). To decrease the risk of injury from a deploying airbag, always wear your seat belt, sit upright in the middle of the seat, and do not lean against the door. Always place children 12 and under in the rear seat and use appropriate child restraints. Never place a rear-facing infant restraint in the front seat. See your Owner's Manual and instructions provided with your child restraint for additional information.
3. The Bluetooth® word mark and logos are owned by the Bluetooth SIG, Inc., and any use of such marks by Mitsubishi is under license.
4. iPod® is a registered trademark of Apple Computer, Inc.
5. Sirius services require subscriptions, sold separately after 3-month trial included with vehicle purchase. See our Customer Agreement for complete terms at www.siriusxm.com. If you decide to continue your Sirius services at the end of your trial subscription, the plan you choose will automatically renew and bill at then current rates until you call SiriusXM at 1-866-635-2349 to cancel. Programming subject to change. Sirius satellite service available only to those at least 18 and older in the 48 contiguous USA, D.C., and PR (with coverage limitations). SiriusXM and all related marks and logos are trademarks of SiriusXM Radio Inc.
6. ©2014 Rockford Corporation. All Rights Reserved. ROCKFORD FOSGATE, PUNCH and associated logos where applicable are registered trademarks of Rockford Corporation in the United States and/or other countries. Specifications subject to change without notice.

WARRANTY See retailer for limited warranty and roadside assistance terms and conditions.

Powertrain	10-year/100,000-mile limited	The 10-year/100,000-mile Limited Powertrain Warranty applies only to the original owner of new, retailed 2015 models purchased from an authorized Mitsubishi dealer. Subsequent owners receive the balance of the New Vehicle Limited Warranty of 5 years/60,000 miles. Different coverage applies to the Mitsubishi i-MiEV, Lancer RALLIART and Evolution. The Mitsubishi i-MiEV, Lancer RALLIART and Evolution have 3-year/36,000-mile coverage for New Vehicles and 5-year/60,000-mile coverage for Limited Powertrain Warranty.	Mitsubishi Motors North America, Inc. 6400 Katella Ave., Cypress, CA 90630-0064 1-888-MITSU2015
Basic	5-year/60,000-mile limited		
Anti-corrosion/Perforation	7-year/100,000-mile		
Roadside assistance	5-year/unlimited mile		

Log on to our website and browse our full lineup of new vehicles, get MSRP and customer rebate information and “build” the Mitsubishi that’s right for you. The site can help you locate your nearest dealer - or even have a dealer contact you.

Technical data, equipment and options shown are based on the latest information available at the time of printing and are subject to change without notice. Colors may vary due to the printing process. Exterior and interior lights on vehicles shown may be illuminated for illustration purposes only. Vehicles are shown with optional equipment. Not all equipment is available on every model. For more complete details about equipment configuration and Mitsubishi Genuine Accessories, please contact your Mitsubishi Retailer.

MITSUBISHICARS.com