

**2011 POLICE AND
SPECIAL SERVICE VEHICLES**



FLEET

Drive one.

NEXT YEAR,
A NEW POLICE INTERCEPTOR COMES TO TOWN
TO ENFORCE

LAW &



Next-Generation Police Interceptor

For more details, visit fordpoliceinterceptor.com

ORDER.

(THIS IS YOUR LAST CHANCE TO EQUIP YOUR FORCE WITH A LEGENDARY CROWN VICTORIA POLICE INTERCEPTOR.)

LINEUP



Fusion Hybrid
See page 16



2010 Explorer XLT
See page 20



2010 F-150 XL SuperCrew
See page 24



Crown Victoria Police Interceptor
See page 2



Escape Hybrid
See page 18



Expedition/Expedition EL
See page 22



E-Series Van & Wagon
See page 26

CROWN VICTORIA POLICE INTERCEPTOR



PASSES 75-MPH REAR-END CRASH TESTING

Ford Crown Victoria Police Interceptor is the only police pursuit sedan on the market tested to meet 75-mph rear-end crash tests without a fuel-tank puncture. And Ford is the only vehicle manufacturer to publish 75-mph test results.



INDUSTRY-FIRST FIRE SUPPRESSION SYSTEM (FSS) – OPTIONAL^{1,2}

Reduce the risk of injury in a high-speed, high-energy rear impact. As indicated by data from the ABS sensors, a backup timer initiates the FSS 6 seconds after impact – releasing chemicals when the car is coming to a stop. FSS chemicals are stored in an unpressurized liquid state and work on a 2-gas generator setup similar to that used to deploy airbags.



ANATOMY OF A LEGEND



INDUSTRY-FIRST, FACTORY-INSTALLED BALLISTIC DOOR PANEL – OPTIONAL^{3,4,5,6}

Shielding against all Type III rounds, this panel is certified to National Institute of Justice Standard 0108.01, crash-rated to federal standards and weather-tested from -49°F to 104°F. It's covert (invisible from the outside) and lightweight, plus it won't interfere with windows, locks or interior space. Select a panel for the driver's door only (Option Code 90L) or for both front doors (Option Code 90B).

¹Visit fleet.ford.com for complete details and to view the FSS demo. ²With or without FSS, the Police Interceptor is a safe choice. ³In the interest of safety, panel performance specifications have a restricted distribution. ⁴Contact 1-800-34-FLEET for panel performance specifications. Visit fleet.ford.com for more details. ⁵Warning: As with any body armor, protection provided by the ballistic door panel is limited. Certain rounds or combinations of rounds may penetrate the panel and cause serious injury or death. ⁶The Crown Victoria ballistic panel manufactured by BLS Textiles is warranted against material and workmanship defects for a period of 6 years provided that the panel is OEM-installed.

AMERICA'S MOST WANTED



SELECT HIGHLIGHTS

ENHANCED FRONT SEATING. For greater comfort and support, seat backs and head restraints are redesigned. Seat-cushion trim is improved with lumbar bolster added.

STANDARD V8. The only squad car in its class standard-equipped with a 4.6L OHC V8 FFV – 250 hp and 297 lb.-ft. of torque.

FFV = EPA CREDITS. Purchase a Crown Victoria Police Interceptor for your force and you can earn EPA credits for greater flexibility in choosing the remainder of your fleet vehicles.

ENGINE-IDLE METER. Tracks engine-idle time while the transmission is in P or N, and helps schedule maintenance more accurately.

200-AMP, HEAVY-DUTY ALTERNATOR. Generates up to 200 amps of electrical capacity.

SPEED-SENSITIVE STEERING. Steering assist that adjusts automatically.

REAR-WHEEL DRIVE.

WIDE TRACK. The 65.6-in. rear track width is not only best in the Interceptor class, it makes for precision handling.

BODY-ON-FRAME CONSTRUCTION. The rugged body is secured to a separate frame composed of hydroformed steel (a Crown Victoria exclusive) – built in the durable manner of many full-size pickups.

INTERIOR ROOMINESS. Best-in-class 107.5 cu. ft. of passenger volume – plus a best-in-class 20.6 cu. ft. of trunk space.

POWER-ADJUSTABLE BRAKE AND ACCELERATOR PEDALS.

FULL-SIZE SPARE.

5,000-MILE OIL CHANGE INTERVALS.

5-YEAR/60,000-MILE POWERTRAIN LIMITED WARRANTY. No deductible; goes beyond the 3-year/36,000-mile Bumper-to-Bumper Coverage – see your dealer for details.



STANDARD SAFETY FEATURES

5-STAR SAFE. Rates 5 Stars in all NHTSA¹ crash tests – based on 2010 model-year evaluations.

FRONT-SEAT SIDE AIRBAGS.²

PERSONAL SAFETY SYSTEM.TM Includes dual-stage front airbags,² safety belt pretensioners, safety belt energy-management retractors, safety belt usage sensors, driver's seat position sensor, crash severity sensor, restraint control module and Front-Passenger Sensing System.

ANTI-LOCK BRAKE SYSTEM (ABS).

PASSES 75-MPH REAR-END CRASH TESTS.

OPTIONAL SAFETY & SECURITY MEASURES

TRACTION CONTROL. Detects loss of traction and corrects to maintain course, reducing engine power when necessary.

DISABLE – FOR THE COURTESY LAMPS AND DOOR-LOCK CONFIRMATION FLASH. Disables interior courtesy lamps and prevents the parking lights from flashing when doors lock.

FIRE SUPPRESSION SYSTEM (FSS) AND FACTORY-INSTALLED BALLISTIC DOOR PANELS. See pages 2 – 3.

CUSTOM-FIT TRUNK PACK.^{® 3,4,5} Helps reduce the risk of injury in a high-speed rear impact, reduces possibility of equipment pushing into the back seat, and lessens risk of equipment penetrating fuel tank; drop-in design composed of high-density polyethylene (HDPE) with protective DuPontTM Kevlar[®] barrier on front face.

¹2011 model year to be tested. Star ratings are part of the U.S. Dept. of Transportation's Safercar.gov program (www.safercar.gov). ²Always wear your safety belt and secure children in the rear seat. ³Ford recommends police equipment be both secured and laterally aligned – the pack's center divider helps position your gear laterally. Also available from any Ford Dealer for 1992–current models already in service. Visit fleet.ford.com or see the Police/Fleet supplement for proper trunk-packing considerations and other important safety details. ⁴Caution: Do not place stiff or sharp objects in the trunk that could penetrate the fuel tank in a high-speed rear impact.

SPECIFICATIONS:

JUST THE FACTS





For Street Patrol & High-Speed Pursuit

Standard Interior Features

- Air conditioning – Manual
- Audio – AM/FM stereo
- Floor covering – Heavy-duty rubber
- Glove compartment – Illuminated, lockable
- Instrument cluster – With analog gauges
- Integral front-door map pockets
- Interior trunk release – Powered release on center of instrument panel
- Lights – Overhead dome, front map and trunk
- Mirror – Day/night, rearview
- Pedals – Power-adjustable
- Rear-access power point – Provides 100 amps of current for trunk-mounted equipment
- Seats – Anti-stab plate in back of driver and front-passenger
- Seats – Front buckets with driver's manual recline
- Seat – Rear vinyl bench; excludes center armrest
- Speedometer – Certified calibration: 0–140 mph (225 kph) in 2-mph (3-kph) increments
- Windows – Power with one-touch-down driver's side window feature

Standard Exterior Features

- Decklid – Low-liftover design with battery-powered release on center of instrument panel
- Exhaust system – Dual stainless steel
- Glass – Solar-tinted
- Hub caps – Snap-on steel
- Key lock cylinders – Driver's side, passenger side and decklid
- Light bar connector – 40-amp battery circuit behind right-front cowl panel
- Mirrors – Black, fold-away, dual remote control, power, heated
- Radio antenna – Integral in rear window
- Scuff plates – Color-keyed, front and rear
- Spare tire – Conventional (full-size)

Standard Powertrain/Functional

- Alternator – High-output, 200-amp maximum; 132-amp at idle (80°F/26.6°C)
- Automatic 4-speed transmission
- Axle ratio – 3.27 (speed-limited to 129 mph/207 kph) or 3.55 limited-slip (speed-limited to 119 mph/191 kph)
- Battery – Maintenance-free, 78-amp-hr (750 CCA)
- Brakes – Power with Anti-Lock Brake System (ABS)
- Coolant recovery system
- Drivetrain – Rear-wheel drive (RWD)
- Engine – 4.6L OHC SEFI V8 FFV with 250 hp and 297 lb.-ft. of torque
- Engine-idle meter
- Engine oil cooler
- Fail-Safe Engine Cooling System
- Flexible-fuel vehicle (FFV)
- Frame – Heavy-duty hydroformed body-on-frame construction
- Fuel tank – 19-gallon (71.9-liter) capacity
- Fuse panel – Labeled for easy access on instrument panel
- Ignition system – Coil-on-plug distributorless electronic
- Shock absorbers – Heavy-duty monotube, nitrogen gas-pressurized
- Stabilizer bars – Front and rear
- Steering – Speed-sensitive, variable-assist power rack-and-pinion with power steering oil cooler
- Suspension – Front: heavy-duty short- and long-arm; Rear: Watts linkage
- Tires – P235/55WR17 BSW
- Transmission oil cooler – Oil-to-air
- Upper ball joints – Low-friction, non-greaseable
- Wheels – 17-in. x 7.5-in. heavy-duty steel

Standard Safety & Security

- Airbags – Dual-stage driver and front-passenger front
- Airbags – Front-seat side
- Battery saver – Turns off lights after 30 minutes
- Personal Safety System™
- Side-intrusion door beams
- Tire Pressure Monitoring System (excludes spare)

CROWN VICTORIA POLICE INTERCEPTOR



SPECIFICATIONS (CONTINUED)

Optional Features

	Option Code		Option Code
2-way radio pre-wire – Police radio front speakers	946	License plate bracket – Front	153
50-state emissions	425	Limited-slip differential (standard with 3.55 rear axle)	45C
AM/FM stereo delete	58Y	Locking gas cap	98G
AM/FM stereo/single-CD player	58Z	Police power pigtail harness – For powering aftermarket equipment	179
Axle ratio – 3.55 (limited-slip)		Power driver's seat – With power lumbar support	21A
– Police Interceptor	730A	Radio Suppression Package (8 ground straps)	53M
– Street Appearance	770A	Rear door handles – Inoperable/lock operable	67R
Ballistic door panel – Driver's door only	90L	Rear door handles/locks inoperable	67B
Ballistic door panels – Driver and front-passenger doors	90B	Warning: Rear door locks are only operational electronically from the driver seat. Access to rear-seat passengers in an emergency may be severely restricted with this option.	
Courtesy lamp disable – Includes disabling of door lock confirmation flash	478	Rear windows power delete – Operable with front driver's side switches	948
Cruise control	525	Remote keyless-entry key fobs – 2; excludes keypad	14R
Daytime running lamps	77D	Roof wiring – Hole in center of roof (including lateral bow reinforcement)	187
Decklid release on door and instrument panel – Ignition-powered	61H	Roof wiring – No hole in roof	189
Dome/map light delete (5-in. center-mounted)	54M	Seats – Cloth front buckets/cloth rear bench	H
Engine block heater	41H	Seats – Cloth front split bench/cloth rear bench	P
Fire Suppression System	60T	Sideview mirrors – Heated	61K
Floor covering – Carpeted with front and rear floor mats	128	Silicone hoses with aircraft clamps	177
Front bodyside moldings, color-keyed – Installed	96A	Smoker's Package (lighting element)	63B
Front bodyside moldings, color-keyed – Uninstalled (shipped in trunk)	96B	Spot lamp – Driver's side	51A
Front/rear bodyside moldings, color-keyed – Uninstalled (shipped in trunk)	96C	Spot lamp wiring prep – Driver's side	51B
Grille – Chrome	66C	Spot lamps – Dual	51Y
Grille lamp, siren and speaker wiring	172	Spot lamps wiring prep – Dual	51Z
Keyed alike:		Traction control (N/A with 3.55 axle ratio)	552
– Key Code 1284x	432	Trunk Pack® (with Kevlar® barrier)	14T
– Key Code 1294x	435	Two-Tone Paint Treatment #1	952
– Key Code 0135x	436	Two-Tone Paint Treatment #2	953
– Key Code 1435x	437	Two-Tone Paint Treatment #3	955
– Key Code 0576x	438	Two-Tone Paint Treatment #4	956
– Key Code 0151x	439	Wheel covers – Full	64N
Lamp pre-wire – Package tray or under decklid	476		
Lateral bow reinforcement (center roof light support)	185		



Optional Packages

	Option Code
Comfort and Convenience Package includes: 6-way power driver's seat, AM/FM stereo/single-CD player, and cruise control	41A
Street Appearance Package includes: 3.27 axle ratio, retail-style bodyside moldings, color-keyed rear appliqué with color-keyed panels, "Crown Victoria" badge, chrome grille, chrome door handle bezels, chrome taillamp appliques, and 17-in. full wheel covers	750A
Street Appearance Package includes: 3.55 axle ratio, retail-style bodyside moldings, color-keyed rear appliqué with color-keyed panels, "Crown Victoria" badge, chrome grille, chrome door handle bezels, chrome taillamp appliques, and 17-in. full wheel covers	770A
POLICE PREP PACKAGES	
Base Police Prep Package – Strobe	65A
Base Police Prep Package – LED	65J
Base Lighting Package – Strobe	65P
Base Lighting Package – LED	65R
Complete Police Prep Package – Strobe	68P
Complete Police Prep Package – LED	68B
Visibility Package – Strobe	65W
Visibility Package – LED	65H
Ready-for-the-Road Package – Strobe	65U
Ready-for-the-Road Package – LED	65S

Dimensions & Capacities¹



EXTERIOR (in.)	
A. Length	212.0
B. Wheelbase	114.6
C. Width (excluding mirrors)	78.3
D. Height	58.3
Base curb weight (lbs.)	4,136
TRACK WIDTH (in.)	
Front	63.4
Rear	65.6
INTERIOR (in.)	
Front	
Head room	39.5
Shoulder room	60.6
Hip room	57.4
Leg room	41.6
Rear	
Head room	37.8
Shoulder room	60.0
Hip room	56.1
Leg room	38.0
Trunk liftover height	26.8

CARGO VOLUME (cu. ft.)	
EPA passenger-volume index	107.5
Trunk space	20.6
ENGINE – 4.6L V8	
Horsepower (hp @ rpm)	250 @ 5,000
Torque (lb.-ft. @ rpm)	297 @ 4,000
Fuel capacity (gal.)	19.0
BRAKES	
Caliper Assembly	
# pistons x piston OD (mm) – Front	2x48
Rear	1x48
ROTORS	
OD x width (mm) – Front	305 x 28
Rear	295 x 19
EPA-ESTIMATED FUEL ECONOMY²	
4.6L OHC V8 FFV	14 mpg city/ 21 hwy

¹Dimensions shown may vary due to optional features and/or production variability. ²Fuel economy when operating on E85 will yield different values than gasoline. See fuelconomy.gov for more information.

Quality Upfitting

The Making of a Legend, Without Upfit Delay – Summary Benefits of Ford Police Prep Packages

ENGINEERED BY FORD

Model-specific equipment that is developed to fit your 2011 Crown Victoria Police Interceptor. Ensures compatibility in advance of your vehicle being delivered.

TOP QUALITY, TOUGH AND DURABLE

Police Prep Packages have passed Ford's extreme 10-year/150,000-mile performance standards. Components and installation are verified extensively and exactly as part of the Ford Quality System, which includes crash testing, cycle testing, vibration, EMC compatibility, severe temperature, humidity, plus water and salt corrosion.

HIGHEST STANDARDS

Validated to vehicle manufacturer safety standards, such as Federal Motor Vehicle Safety Standards (FMVSS), Society of Automotive Engineers (SAE) standards and, most importantly, Ford Motor Company standards.

TIME-SAVERS

Saves administrative time, shop time and vehicle downtime, and reduces upfitting time from weeks to days.

MONEY-SAVERS

The packages are included in new vehicle budgets, freeing up other maintenance, upfitting and repair budgets.

REDUCES DAMAGE

Helps eliminate damage from interior disassembly and reassembly. This often occurs twice: when upfitting to put into service and decommissioning to put out of service.

MORE COMPATIBLE

All packages work with the Ford Trunk Pack® and Fire Suppression System. The electrical system of each Police Prep Package will also conform with 98% of the existing lighting, siren and control systems on the market. Some aftermarket police equipment may not be compatible with other Ford options.

FORD LIMITED WARRANTY ASSURANCE

Every package is backed by Ford Dealers and authorized Fleet Maintenance facilities that perform their own warranty work for three years or 36,000 miles!

MODIFICATION CENTER

Options installed in a Ford-approved facility. Vehicle turnaround is often under 24 hours, so no lengthy delays, and options appear at your dealership seamlessly.

OWNER'S GUIDE

Each vehicle comes with an Owner's Guide, which explains all of the options and quick-reference schematics. The current and past model year Owner's Guides are available online at crown-na.com.

FACTORY-DIRECT PRODUCT AND TECHNICAL INFORMATION

Help with your questions regarding the vehicle, police equipment prep packages and aftermarket installation. Call toll-free: 1-866-402-6838.

FORD CROWN VICTORIA MODIFIER GUIDE

Ford Motor Company has developed an industry-exclusive Crown Victoria Police Interceptor Modifier Guide, which is available for download at fleet.ford.com.

This guide assists vehicle modifiers in producing and installing safe, high-quality aftermarket products. Ford believes that safety and quality come first, and to achieve customer satisfaction, we want to assist modifiers in attaining the highest standards possible in their products.

The following pages detail the contents of each package listed below to help you determine what best meets your needs. **Visit crown-na.com or call 1-866-402-6838 for more information.**

Summary of Ford Police Prep Packages

FEATURES	Package Option Code									
	65A	65J	65P	65R	68P	68B	65W	65H	65U	65S
1 2 Front and 2 Rear Strobe Bulbs	X		X		X		X		X	
2 Alternating Headlight Flasher (Wig-Wag Module)	X	X	X	X	X	X	X	X	X	X
3 Alternating Headlight Flasher Override Wire and Relay	X	X	X	X	X	X	X	X	X	X
4 Wiring Harness	X	X	X	X	X	X	X	X	X	X
5 Trunk Pigtail Harness	X	X	X	X	X	X				
6 Console Mounting Platform					X	X	X	X	X	X
7 Center Wiring Conduit					X	X	X	X		
8 Hidden Manual Rear Door-Lock Plunger					X	X	X	X	X	X
9 Trunk Air Circulation Fan					X	X	X	X	X	X
10 Permanent Rubber Tie-Down Strap					X	X	X	X	X	X
11 Dual Trunk Storage Boxes					X	X	X	X	X	X
12 Rear Trunk Communications Service Tray					X	X	X	X	X	X
13 Strobe Light Power Supply			X				X		X	
14 2 High-Intensity Flashing Rear Deck LED Lights			X	X			X	X	X	X
15 Visibility Switch Panel							X	X		
16 Lighting and Siren Controller								X	X	X
17 Lighting Relay Center							X	X	X	X
18 RJ11 Serial Cable								X	X	X
19 Remote Siren Amplifier									X	X
20 2 Grille Strobe Lights									X	
21 100-Watt Siren/Speaker									X	X
22 LED Corner Lights		X		X		X		X		X
23 LED Grille Lights		X		X		X		X		X

65A Base Police Prep Package – Strobe 65J Base Police Prep Package – LED 65P Base Lighting Package – Strobe 65R Base Lighting Package – LED 68P Complete Police Prep Package – Strobe
68B Complete Police Prep Package – LED 65W Visibility Package – Strobe 65H Visibility Package – LED 65U Ready-for-the-Road Package – Strobe 65S Ready-for-the-Road Package – LED

Base Police Prep Package

The Base Police Prep Package is ideal for fleets that do their own upfitting or that subcontract with a local installation facility. It includes a versatile, model-specific wiring harness to help standardize your Crown Victoria Police Interceptor upfitting. Visit crown-na.com or call 1-866-402-6838 for more information.

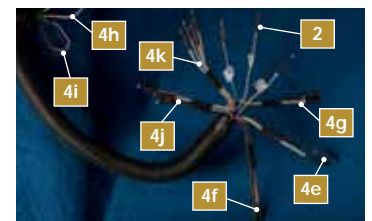
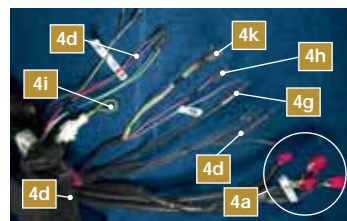
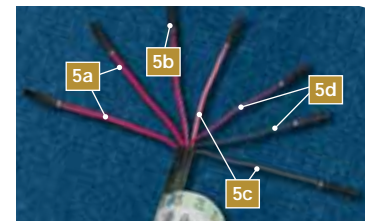



The following items are included in every packaged upfitting:²

STROBE PACKAGE – OPTION 65A

- 1 2 FRONT AND 2 REAR STROBE BULBS.** Installed in front marker light and taillight lenses. The Strobe Light Power Supply is required to flash Strobe Bulbs.
- 2 ALTERNATING HEADLIGHT FLASHER (WIG-WAG MODULE).** Control wire is accessible at console for connection to customer-supplied positive control switch box.
- 3 ALTERNATING HEADLIGHT FLASHER OVERRIDE WIRE AND RELAY.** Provides for optional override at night.
- 4 WIRING HARNESS.** Includes the following items:
 - a. 6 Strobe Light Cables shielded and grounded, pre-run to the front marker lights, taillight lenses and front grille. Industry-standard configuration for addition of customer-supplied aftermarket strobe power supplies
 - b. 2 Grille Strobe Light Connectors for plug-and-play lights
 - c. Glove Compartment Power Distribution Center fused in engine compartment. 5 power and ground wires for customer use. 5 fuses: 2 battery- and 3 ignition-powered
 - d. Trunk Power Distribution Center fused in engine compartment. 4 power and ground wires for customer use. 4 fuses: 2 battery- and 2 ignition-powered
 - e. 50-Amp Battery Circuit and Ground, accessible at console only
 - f. 50-Amp Battery Circuit and Ground, accessible at console; shared circuit with trunk pigtail harness
 - g. 50-Amp Battery Circuit and Ground, accessible at console or trunk for radio communications
 - h. 2 Extra Wires pre-run to the front of the vehicle, accessible at console or trunk
 - i. Horn/Siren Relay Circuit, accessible at console or trunk
 - j. 4 Extra Wires pre-run from the engine compartment to console
 - k. 4 Extra Wires pre-run from console to trunk
- 5 TRUNK PIGTAIL HARNESS.** Includes the following:
 - a. 2 50-Amp Battery Circuits and Grounds, accessible in trunk only
 - b. 50-Amp Battery Circuit shares a circuit with console harness
 - c. 30-Amp Ignition Circuit and Ground, accessible in trunk only
 - d. 2 Siren/Speaker Wires pre-run to front of vehicle

LED PACKAGE – OPTION 65J³

Includes 2 LED front corner lights; 2 LED taillamps; alternating headlamp flasher (wig-wag module); alternating headlamp flasher override wire and relay; wiring harness; and trunk pigtail harness.



Base Lighting Package

This package can help fleets – especially those faced with a shortage of manpower and space – get their vehicles into service more quickly. Visit crown-na.com or call 1-866-402-6838 for more information.

Includes contents of the Base Police Prep Package (65A), plus the following:²

STROBE PACKAGE – OPTION 65P

- 13 STROBE LIGHT POWER SUPPLY.** Includes 6 outlets with front shutdown. Required to flash Strobe Bulbs.
- 14 2 HIGH-INTENSITY FLASHING REAR DECK LED LIGHTS.** Includes matching interior color housings (Light Camel, Medium Light Stone or Charcoal Black). Red and blue color configuration is standard.

LED PACKAGE – OPTION 65R³

Includes contents of the Base Police Prep Package LED (65J), plus 2 high-intensity flashing rear deck LED lights. Excludes the strobe light power supply.



¹LED Limited Warranty: 5 years/100,000 miles. Strobe Bulb Limited Warranty: 1 year/36,000 miles. See your dealer for details. Siren Speaker Limited Warranty: 2 years/36,000 miles. See your dealer for details. ²The Base Police Prep Package (65A) and the Base Lighting Package (65P) are not available with the Police Power Pigtail (179) and utilize circuits provided by the standard power distribution connector, light bar connector and rear-access powerpoint. Crown Victoria Police Interceptor equipment packages are covered under the New Vehicle Limited Warranty of 3 years/36,000 miles except where noted. Strobe Bulb Limited Warranty: 1 year/36,000 miles. See your dealer for details. ³Not available with Police Power Pigtail (179) and utilize circuits provided by the standard power distribution connector, light bar connector and rear-access powerpoint. Crown Victoria Police Interceptor Packages are covered under the New Vehicle Limited Warranty of 3 years/36,000 miles except where noted.

Quality Upfitting (CONTINUED)

Complete Police Prep Package

The Complete Police Prep Package is perfect for fleets that do their own upfitting or that subcontract with a local installer. It includes factory-approved mounting solutions to help ensure safe and secure police equipment. Visit crown-na.com or call 1-866-402-6838 for more information.

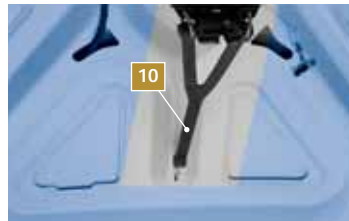

Includes contents of Base Police Prep Package (65A), plus the following:¹

STROBE PACKAGE – OPTION 68P

- 6 CONSOLE MOUNTING PLATFORM.** Secured using existing mounting points. The powder-coated aluminum mounting plate is pre-drilled and tapped for the safe addition of equipment.
- 7 CENTER WIRING CONDUIT.** Includes a 2-in. x 4-in. opening. For ease of installation, the conduit will house and protect any additional wires or communications cables from the center console to the trunk.
- 8 HIDDEN MANUAL REAR DOOR-LOCK PLUNGER.** Maintains control of rear doors via hidden plunger located in door frame of rear doors. Orderable (Option 948) to maintain rear window operation from driver and front-passenger switches.
- 9 TRUNK AIR CIRCULATION FAN.** Pulls air from passenger area into trunk to help climatize area for equipment.
- 10 PERMANENT RUBBER TIE-DOWN STRAP.** Helps secure trunk lid when carrying larger items like a bicycle.
- 11 DUAL TRUNK STORAGE BOXES.** Maximize trunk space, provide equipment mounts and have clear, protective covers.
- 12 REAR TRUNK COMMUNICATIONS SERVICE TRAY.** Slides on heavy-duty tracks. Used for equipment mounting. Shipped with secure spare tire.

LED PACKAGE – OPTION 68B²

Includes contents of the Base Police Prep Package LED (65J), plus console mounting platform; center wiring conduit; hidden manual rear door-lock plunger; trunk air circulation fan; permanent rubber tie-down strap; dual trunk storage boxes; and rear trunk communications service tray.



Visibility Package

This package can help fleets that are short of manpower and space put their vehicles into action faster. It includes plug-and-play lighting components and mounting solutions. Visit crown-na.com or call 1-866-402-6838 for more information.

Includes contents of Complete Police Prep Package (68P), plus the following:¹

STROBE PACKAGE – OPTION 65W

- 13 STROBE LIGHT POWER SUPPLY.** Includes 6 outlets with front shutdown. Required to flash Strobe Bulbs.
- 14 2 HIGH-INTENSITY FLASHING REAR DECK LED LIGHTS.** Includes matching interior color housings (Light Camel, Medium Light Stone or Charcoal Black). Red and blue color configuration is standard.
- 15 VISIBILITY SWITCH PANEL.** Includes 4-position slide switch and 4 rocker switches. Controls strobes, LEDs and alternating headlight flasher. Capable of controlling 8 lighting functions. Installed to console with bracket.
- 17 LIGHTING RELAY CENTER.** Fused at 150 amps through 8 relays. 8 fuses. 8 outputs available in trunk for connection of customer-supplied lighting. Use with the Visibility Switch Panel.

LED PACKAGE – OPTION 65H²

Includes contents of the Complete Police Prep Package LED (68B), plus 2 high-intensity flashing rear deck LED lights; visibility switch panel; and lighting relay center. Excludes the strobe light power supply.



Ready-for-the-Road Package

The Ready-for-the-Road Package helps fleets get into action more quickly and efficiently. It includes plug-and-play lighting components and mounting solutions. **Visit crown-na.com or call 1-866-402-6838 for more information.**

Includes contents of Complete Police Prep Package (68P), plus the following:¹

STROBE PACKAGE – OPTION 65U

- 11 DUAL TRUNK STORAGE BOXES.** Maximize trunk space, provide equipment mounts and have clear, protective covers.
- 13 STROBE LIGHT POWER SUPPLY.** Includes 6 outlets with front shutdown. Required to flash Strobe Bulbs.
- 14 2 HIGH-INTENSITY FLASHING REAR DECK LED LIGHTS.** Includes matching interior color housings (Light Camel, Medium Light Stone or Charcoal Black). Red and blue color configuration is standard.
- 16 LIGHTING AND SIREN CONTROLLER.** Programmable with 4-position slide switch, 13 illuminated buttons and 5 siren tones. Installed to console with bracket.
- 17 LIGHTING RELAY CENTER.** Fused at 150 amps through 8 relays. 8 fuses. 8 outputs available in trunk for connection of customer-supplied lighting. Use with the Lighting and Siren Controller.
- 18 RJ11 SERIAL CABLE.** Pre-run from console to trunk for connection between lighting and siren controller and remote siren amplifier.
- 19 REMOTE SIREN AMPLIFIER.** Meets California Code of Regulations (CCR) Title 13, Article 5. Utilizes horn/siren circuit for activating siren and changing tones. Radio rebroadcast, common microphone input and second siren/speaker output in trunk. (Microphone kit not included.)
- 20 2 GRILLE STROBE LIGHTS.** Installed with mounting brackets. Red and blue color configuration is standard.
- 21 100-WATT SIREN/SPEAKER.³** Includes replaceable driver. Installed with mounting bracket. Sound output meets Society of Automotive Engineers (SAE) J1849 and Class A 500-ft. audibility.

LED PACKAGE – OPTION 65S²

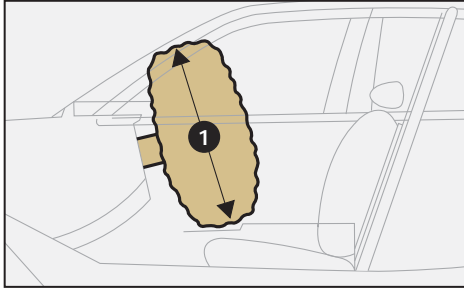
Includes contents of the Complete Police Prep Package LED (68B), plus 2 high-intensity flashing front grille LED lights; lighting and siren controller; lighting relay center; RJ11 serial cable; remote siren amplifier; and 100-watt siren speaker.³ Excludes the strobe light power supply.



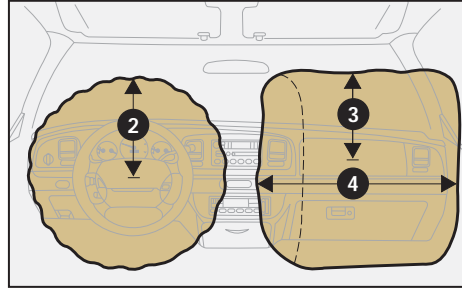
¹Complete Police Prep Package (68P), Visibility Package (65W) and Ready-for-the-Road Package (65U) are not available with the Police Power Pigtail (179) or the cloth split bench seat (P) and utilize circuits provided by the standard power distribution connector, light bar connector and rear-access powerpoint. Crown Victoria Police Interceptor equipment packages are covered under the New Vehicle Limited Warranty of 3 years/36,000 miles except where noted. LED Limited Warranty: 5 years/100,000 miles. Strobe Bulb Limited Warranty: 1 year/36,000 miles. See your dealer for details. ²Not available with Police Power Pigtail (179) or the cloth split bench seat (P) and utilize circuits provided by the standard power distribution connector, light bar connector and rear-access powerpoint. Crown Victoria Police Interceptor Packages are covered under the New Vehicle Limited Warranty of 3 years/36,000 miles except where noted. ³Siren Speaker Limited Warranty: 2 years/36,000 miles. See your dealer for details.

Equipment Mounting Guide¹

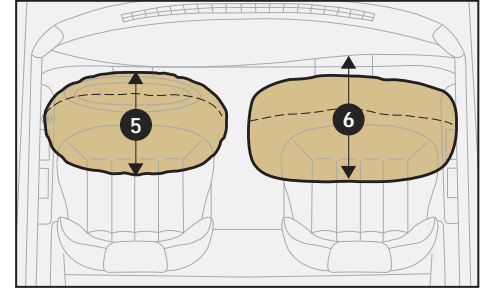
Clear Area Around Standard Dual-Stage Front Airbags



1. 775 mm (30.5 in.) cross section through center of vehicle (driver's side shown)



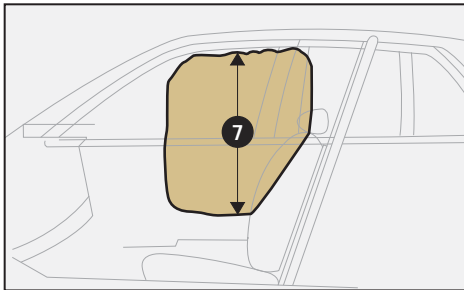
2. 241 mm (9.5 in.) from center of airbag door
3. 399 mm (15.7 in.) from center of airbag door
4. 724 mm (28.5 in.) wide



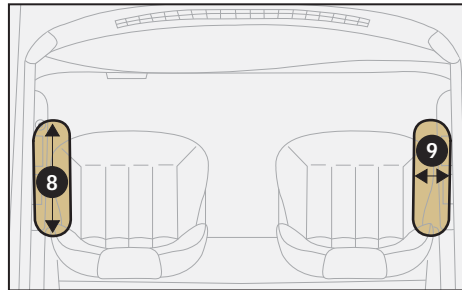
5. 429 mm (16.9 in.) driver's side
6. 599 mm (23.6 in.) front-passenger side compartment

NOTE: No objects should be placed between the airbags due to airbag variability.

Clear Area Around Standard Front-Seat Side Airbags



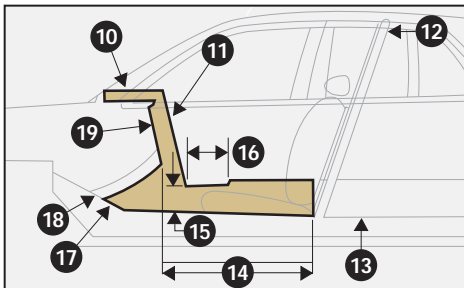
7. 699 mm (27.5 in.) up from side airbag module



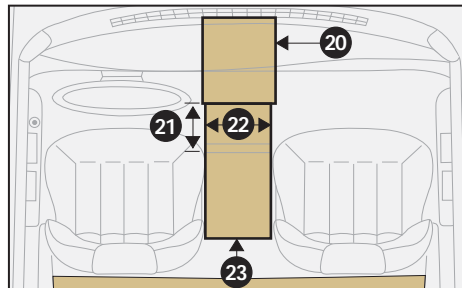
8. 381 mm (15 in.) forward of seat back
9. 203 mm (8 in.) from outboard side of seat

WARNING: Aftermarket police equipment (such as communications gear) must not be mounted in the airbag deployment zone. Vehicles equipped with bench seats may not have sufficient room to mount such equipment. Bucket seats may be required.

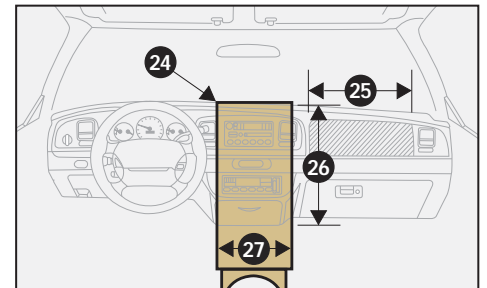
Clear Area Around Center Console



10. Area on top of instrument panel
11. Area in front of center console from tunnel up to instrument panel
12. Prisoner screen
13. 254 mm (10 in.)
14. Area on tunnel between seats
15. Height: 216 mm (8.5 in.)
16. 305 mm (12 in.)
17. Area on tunnel beneath center console
18. Tunnel
19. Depth: 38 mm (1.5 in.)



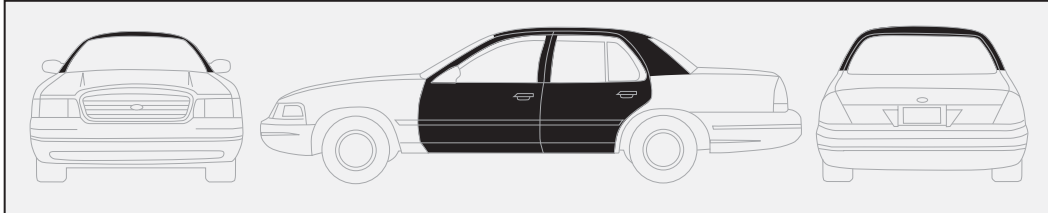
20. Equipment mounted on top of instrument panel must not interfere with driver visibility
21. Area on tunnel between seats
22. 229 mm (9 in.)
23. 305 mm (12 in.)



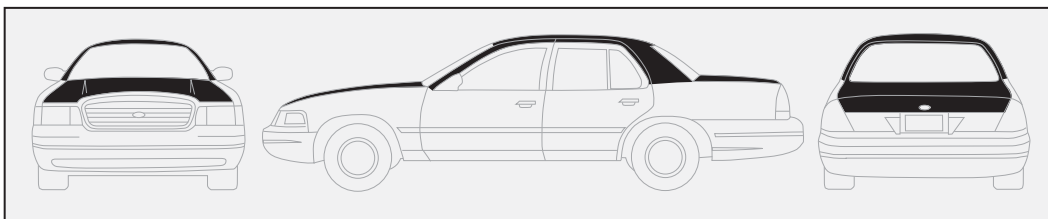
24. Equipment mounted on top of instrument panel must not interfere with driver visibility
25. The airbag door must be kept clear for deployment of airbag
26. Area in front of center console from bottom of ashtray to top of instrument panel (see No. 1 for dimensions)
27. 279 mm (11 in.) width centered horizontally on ashtray door

Appearance

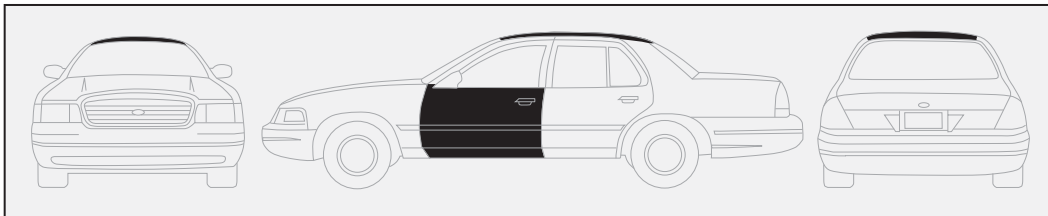
Two-Tone Paint Treatments



OPTION 952: Accent paint on front and rear doors, roof and pillars; bodyside moldings are accent color.



OPTION 953: Accent paint on hood, roof, A- and C-pillars and trunk lid; bodyside moldings are primary color.



OPTION 955: Accent paint on front doors and roof; bodyside moldings are primary color.

OPTION 956: Accent paint on front doors and roof; bodyside moldings are accent color on front doors and primary color on rear doors.

NOTE: Exterior colors are available in 3 different two-tone configurations. Accent color can be any of the available exterior colors. Street Appearance Package includes retail exterior color options only.

Vehicle Special Order (VSO) facilitates customized solutions for fleet customers with special needs by providing special paint options that are not offered through regular or fleet-only production. VSO offers 30 special paint colors not found on the regular Car Exterior Color Selection chart. VSO can also formulate a new paint color and/or two-tone configuration to meet your needs. Visit fleet.ford.com to view VSO paint options and two-tone configurations.

2011 Color & Trim

EXTERIOR




A Vibrant White (WT)² **B** Smokestone M (HG)² **C** Arizona Beige M (AQ) **D** Medium Brown M (BU)
E Dark Toreador Red M (JL)² **F** Light Blue M (LN) **G** Light Ice Blue M (LS)² **H** Norsea Blue M (KR)²
I Ultra Blue M (MM) **J** Royal Blue (LM) **K** Dark Blue (LK) **L** Light Gray (TM) **M** Silver Gray M (TN)
N Silver Birch M (JP)² **O** Medium Titanium M (YG) **P** Black (UA)²

M = Metallic

NOTE: Because of occasional variations in printing, consult your Ford Dealer to ensure that the color choice you make is correct. Colors shown are representative only. See your dealer for actual paint/trim options.

Visit fleet.ford.com for more information on colors and special paint options.

INTERIOR



A Light Camel **B** Medium Light Stone
C Charcoal Black

²Street Appearance Package color. For Exterior/Interior availability, please see your Order Guide.

FUSION HYBRID
BEST-IN-CLASS FUEL ECONOMY:
41 MPG CITY¹



For Special Investigation



Standard Features (Content based on Fusion SEL)

- 275-volt sealed nickel-metal-hydride (NiMH) battery
- Anti-theft perimeter alarm
- Audio – AM/FM stereo/6-disc in-dash CD changer, MP3 capability and 6 speakers
- Audio – Auxiliary input jack
- Audio – SIRIUS® Satellite Radio
- Dual-zone electronic automatic temperature control
- Easy Fuel® capless fuel filler
- Engine – 2.5L iVCT I-4 Atkinson-cycle with electronically controlled continuously variable transmission (eCVT)
- Ford SYNC®
- Front-wheel drive
- Mirrors – Power sideview
- Powerpoints (2)
- Power windows with one-touch-up/-down driver's side window feature
- Regenerative Braking System
- Reverse Sensing System
- Seats – Cloth, sport bucket
- SmartGauge™ with EcoGuide
- Steering wheel-mounted cruise control
- Tilt/telescoping steering column
- Wheels – 17-in. 15-spoke painted aluminum


Standard Safety & Security

- AdvanceTrac® electronic stability control
- Airbags – Front-seat side, driver's knee, and front and rear side-curtain
- Brakes – Power 4-wheel disc with Anti-Lock Brake System (ABS)
- Integrated keyhead transmitter remotes (2)
- LATCH – Lower anchors and tether anchors for child-safety seats
- SecuriLock® Passive Anti-Theft System
- SOS Post-Crash Alert System™
- Tire Pressure Monitoring System
- Personal Safety System™ for driver and front passenger – Includes dual-stage front airbags, safety belt pretensioners, safety belt energy-management retractors, safety belt usage sensors, driver's seat position sensor, crash severity sensor, restraint control module and Front-Passenger Sensing System

Fusion Hybrid Modifier's Guide is available at fleet.ford.com for download. Fusion Hybrid may not be used as an ambulance or as a pursuit vehicle (no excessive speed). For deployed airbag clearance zones, refer to the Modifier's Guide for mounting aftermarket equipment.

¹Class is Midsize Sedans. 41 mpg city/36 hwy. Actual mileage will vary.


EXTERIOR



A White Platinum M Tri-coat² **B** Red Candy M Tinted Clearcoat³ **C** Light Ice Blue M
D Steel Blue M³ **E** Ingot Silver M³ **F** Sterling Gray M **G** Tuxedo Black M

M = Metallic • ²Additional charge. ³New for 2011.

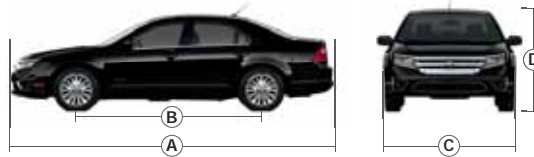
INTERIOR



A Medium Light Stone
B Charcoal Black



SPECIFICATIONS



Select Options⁴

- Premium front and rear floor mats
- Seats – Leather-trimmed with heated front
- Voice-activated Navigation System with HD Radio

FLEET EXCLUSIVE

- Daytime running lamps
- Engine block heater

Select Rapid Spec Content⁴

- Driver's Vision Package:
Includes BLIS® (Blind Spot Information System) with cross-traffic alert, rain-sensing wipers, and rear view camera (camera displayed in rearview mirror unless ordered with Navigation System)
- Moon & Tune Package:
Includes power moonroof, Sony® Audio System with AM/FM stereo/6-disc in-dash CD changer and 12 speakers

Dimensions & Capacities⁵

EXTERIOR (in.)	
A. Length	190.6
B. Wheelbase	107.4
C. Width (excluding mirrors)	72.2
D. Height	56.9
INTERIOR (in.)	
Front	
Head room	38.7
Shoulder room	57.4
Hip room	54.0
Leg room	42.3
Rear	
Head room	37.8
Shoulder room	56.5
Hip room	53.3
Leg room	36.7
CAPACITIES (cu. ft.)	
Passenger volume	99.8
Cargo volume	11.8
Total interior volume	111.6
Fuel (gal.)	17.5
Seating	5

Engine

	Net Horsepower
2.5L iVCT I-4 Atkinson-cycle engine with permanent-magnet AC-synchronous electric motor	191

EPA-Estimated Fuel Economy⁶

2.5L iVCT I-4 Atkinson-cycle with electronically controlled continuously variable transmission (eCVT)	41 mpg city/36 hwy
---	--------------------

⁴Available on select series. Restrictions may apply. See your dealer for details. ⁵Dimensions shown may vary due to optional features and/or production variability. ⁶Based on 2010 model year ratings.

ESCAPE HYBRID
OUTSTANDING FUEL ECONOMY
WITH SUV CAPABILITY



For Parking Enforcement and Security Patrol



Standard Features (Content based on XLT)


- 110-volt AC power outlet in front console
- 330-volt sealed nickel-metal-hydrate (NiMH battery)
- 4-wheel independent suspension
- Ambient lighting (Hybrid Limited)
- Automatic headlamps
- Cargo area cover (Hybrid Limited)
- Cruise control
- Dual-zone electronic automatic temperature control
- Easy Fuel® capless fuel filler
- Engine – 2.5L I-4 Atkinson-cycle
- Floor console with floor shifter, 4 cupholders, 2 removable storage bins and powerpoint with cap
- Ford SYNC®
- Intelligent 4WD System (4WD models only)
- Mirrors – Power sideview (heated on Hybrid Limited)
- Power moonroof (Hybrid Limited)
- Powerpoints (2) (12V)
- Power windows and door locks
- Rear view camera (Hybrid Limited)
- Regenerative Braking System
- Remote Keyless Entry System with 2 integrated keyhead transmitters
- Reverse Sensing System (Hybrid Limited)
- Seat – 6-way power driver's
- Seats – Front low-back cloth bucket and rear 60/40 split with adjustable head restraints (Hybrid)
- Seats – Earth-friendly cloth-trimmed fabrics and bio-foam (Hybrid)
- Seats – Leather-trimmed heated front (Hybrid Limited)
- Transmission – Electronically controlled continuously variable transmission (eCVT)
- Universal garage door opener (Hybrid Limited)
- Wheels – 16-in. bright machined aluminum (Hybrid Limited)
- Wheels – 16-in. cast-aluminum (Hybrid)

Standard Safety & Security

- AdvanceTrac® with class-exclusive RSC® (Roll Stability Control™)
- Airbags – Front-seat side
- Airbags – Safety Canopy® System with side-curtain airbags and rollover sensor
- Battery saver with headlamps-off delay
- Brakes – Power front disc and rear drum with Anti-Lock Brake System (ABS)
- Child-safety rear door locks
- Head restraints and 3-point safety belts on all 5 seating positions
- LATCH – Lower anchors and tether anchors for child-safety seats
- MyKey® owner controls feature
- Personal Safety System™ for driver and front passenger – Includes dual-stage front airbags, safety belt pretensioners, safety belt energy-management retractors, safety belt usage sensors, driver's seat position sensor, crash severity sensor, restraint control module and Front-Passenger Sensing System
- SecuriCode™ keyless entry keypad
- SecuriLock® passive anti-theft ignition system
- SOS Post-Crash Alert System™
- Tire Pressure Monitoring System (excludes spare)

Escape Modifier's Guide is available at fleet.ford.com for download. Escape may not be used as an ambulance or as a pursuit vehicle (no excessive speed). For deployed airbag clearance zones, refer to the Modifier's Guide for mounting aftermarket equipment.

EXTERIOR



A Oxford White (YZ) **B** White Suede (WS) **C** Lime Squeeze M (SQ)¹
D Steel Blue M (UN) **E** Ingot Silver M (UX) **F** Tuxedo Black M (UH)¹

M = Metallic • ¹New for 2011.

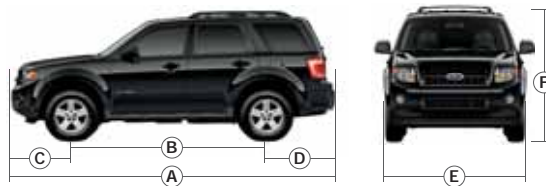
INTERIOR



Stone



SPECIFICATIONS



Select Options²

	Option Code
Active park assist (Hybrid Limited only)	60P
Navigation System with integrated SIRIUS Travel Link™ and Energy Flow Monitor	58N
Integrated side step bars	187
Moonroof	43M
FLEET EXCLUSIVES	
Daytime running lamps	942
Engine block heater	41H

Engines

Net Horsepower	177
2.5L I-4 ENGINE	
Horsepower (hp @ rpm)	155 @ 6,000
Torque (lb.-ft. @ rpm)	136 @ 4,500
ELECTRIC MOTOR	
Horsepower @ rpm	94 @ 5,000

Dimensions & Capacities³

EXTERIOR (in.)	FWD/4WD	INTERIOR (in.)	FWD/4WD
A. Length	174.7	Front	
B. Wheelbase	103.1	Head room	40.4
C. Overhang (front)	33.7	Shoulder room	56.6
D. Overhang (rear)	37.8	Hip room	53.3
E. Width – Excluding mirrors	71.1	Leg room	41.6
Including mirrors	81.3	Rear	
Mirrors folded	77.9	Head room	39.2
F. Height (including options)	67.7	Shoulder room	55.9
Minimum running ground clearance	8.3	Hip room	49.1
Liftover height	29.4/29.6	Leg room	35.6
Ramp breakover angle	18.7°	CARGO VOLUME (cu. ft.)	
Angle of approach	19.5°/19.6°	Behind front row	66.4
Angle of departure	27.8°/27.7°	Behind rear row	30.9

EPA-Estimated Fuel Economy⁴

FWD	34 mpg city/31 hwy
4WD	30 mpg city/27 hwy

²Available on select series. Restrictions may apply. See your dealer for details. ³Dimensions shown may vary due to optional features and/or production variability. ⁴Based on 2010 model year ratings.

2010 EXPLORER XLT SPECIAL SERVICE PACKAGE (SSP)



For Special Investigation and Off-Road Duty

Standard Features

- Air conditioning
- Audio – AM/FM stereo/single-CD player with MP3 capability and auxiliary audio input jack
- Axle – 3.55 non-limited-slip
- Cargo Management System
- Cargo shade
- Class II trailer tow hitch receiver/4-pin trailer wiring harness and connector/trailer sway control
- Cruise control
- Easy Fuel® capless fuel filler
- Engine – 4.0L SOHC V6
- Liftgate – One piece with flip-up glass
- Mirror – Day/night rearview
- Powerpoints – 12 volt (3); 1st row (2) and 2nd row (1)
- Power rack-and-pinion steering
- Power windows and door locks
- Privacy glass – Rear doors, rear quarter windows and backglass
- Rear-wheel drive (4x2)
- Rear-window defroster
- Remote Keyless Entry System with 2 integrated keyhead transmitter remotes
- Roof side rails
- Seats – Front low-back bucket with adjustable head restraints and 6-way power for driver; rear 60/40 split
- Solar-tinted glass – Windshield and front doors
- Tilt steering column
- Transmission – 5-speed automatic in floor console
- Wheels – 16-in. painted-aluminum
- Wipers – Intermittent front and rear with speed-sensitive front

Explorer may not be used as an ambulance or as a pursuit vehicle (no excessive speed). For deployed airbag clearance zones, refer to the Special Service/Fleet Manual for mounting aftermarket equipment.

Standard Safety & Security

- AdvanceTrac® with RSC® (Roll Stability Control™)
- Airbags – Front-seat side
- Airbags – Safety Canopy® System with side-curtain airbags and rollover sensor
- Belt-Minder® front safety belt reminder
- Brakes – 4-wheel disc with Anti-Lock Brake System (ABS)
- Illuminated Entry System
- Intelligent Safety System™ for driver and front passenger includes front airbags with adaptive venting and airbag inflators, safety belt pretensioners, adaptive load-limiting safety belt retractors, safety belt usage sensors, driver's seat position sensor, crash severity sensor, restraint control module, 5-level front-passenger seat occupant-classification sensor, and adaptive-load steering column
- Side-intrusion door beams
- SOS Post-Crash Alert System™
- Tire Pressure Monitoring System (excludes spare)

Special Service Package¹ (VSO Code UPM)

- Ground straps
- Heavy-duty battery (750 CCA)
- Roof Wiring Prep Package
- Special Service/Fleet Manual

¹Available on XLT series only.

EXTERIOR



A Oxford White (YZ)² B White Suede (WS) C Dark Copper M (T5) D Sangria Red M (JV) E Blue Flame M (SZ)
F Brilliant Silver M (UI) G Black Pearl Slate M (T9) H Black (UA)

M = Metallic • ²Fleet-only option.

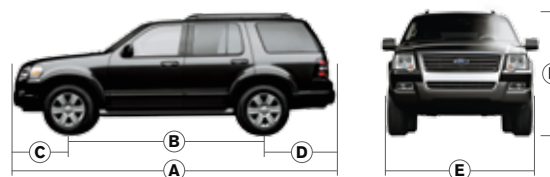
INTERIOR



A Camel B Black



SPECIFICATIONS



Select Options³

	Option Code
Floor mats – All-weather rubber	16N
Trailer Tow Prep Package (Class III/IV)	53G
FLEET EXCLUSIVES	
4.6L 3v V8 engine with 6-speed automatic transmission	998
17-in. machined aluminum wheels (4x4 only)	64X
Daytime running lamps	51D
Engine block lamps	41H
Fleet Package 1 – Manual 3rd row and auxiliary air conditioning	651
Fleet Package 2 – Reverse Sensing System and power-adjustable pedals	652
Power, heated sideview mirrors with security approach lamps and chrome caps	54L
Skid Plates Package (4x4 only)	51E
Step bars	18P

Select Rapid Spec Packages³

- SYNC® & SIRIUS Package:
Includes SYNC, SIRIUS and auto-dimming rearview mirror with microphone
- Convenience Package:
Includes automatic headlamps, auto-dimming rearview mirror, SecuriCode™ keyless entry keypad, compass display, power-adjustable pedals and Reverse Sensing System

Dimensions & Capacities⁴

EXTERIOR (in.)		CARGO LENGTH (in.)	
A. Length	193.4	Length to 1st row @ beltline	74.4
B. Wheelbase	113.7	Length to 1st row @ beltline	38.7
C. Width (excluding mirrors)	73.7	CARGO WIDTH (in.)	
D. Height (with options)	72.8	Wheelhouse – 5-Pass./7-Pass.	44.9/45.3
Minimum running ground clearance	8.3	Width of rear opening @ floor	48.3
INTERIOR (in.)		TURNING RADIUS (ft.)	
Front head room	39.8	Curb-to-curb	36.8
Front leg room	42.4	MECHANICAL	
Loadfloor height	32.9	Alternator	130 amp
Seating capacity ⁵	5,7	Battery	72 AH
CARGO VOLUME (cu. ft.)		Cold Cranking Amps (CCA)	650
Behind 1st row	85.8		
Behind 2nd row	45.1		
MAX. GVWR⁶ (lbs.)			
4x2	6,020		
4x4	6,280		

Engines

	4.0L V6	4.6L 3V V8
Horsepower (hp @ rpm)	210 @ 5,100	292 @ 5,700
Torque (lb.-ft. @ rpm)	254 @ 3,700	315 @ 4,000
Fuel capacity (gal.)	22.5	22.5

³Available on select series. Restrictions may apply. See your dealer for details. ⁴Dimensions shown may vary due to optional features and/or production variability. ⁵See fleet.ford.com for vehicle seating configurations.

⁶When properly equipped.

EXPEDITION/EXPEDITION EL SPECIAL SERVICE VEHICLE (SSV)



For Tactical Work and Off-Road Duty



Standard XL Features

- Accessory delay
- Air conditioning
- Alternator – 150-amp
- Audio – Premium AM/FM stereo with single-CD player and MP3 capability
- Autolamp – Automatic on/off headlamps and rainlamp feature¹
- Brakes – 4-wheel disc Anti-Lock Brake System (ABS)
- Console – Full overhead
- Easy Fuel[®] capless fuel filler
- Fog lamps
- Front tow hooks (4x4 only)
- Independent Rear Suspension – Multilink
- Mirror – Auto-dimming rearview
- Mirrors – Black, power, heated sideview, with security approach lamps
- Power door locks
- Power windows – One-touch-down driver's side window feature
- Privacy glass – Rear doors, rear quarter windows and liftgate windows
- Rear AC and heat with 2nd-row map light
- Skid plates – Front only on 4x2
- Tilt steering column with cruise control
- Tires – P265/70R17 A/S BSW (4x2)
- Tires – P265/70R17 on-/off-road OWL (4x4)
- Trailer sway control
- Trailer Tow – Integrated Class IV hitch receiver with 4-pin connector
- Transmission – 6-speed automatic with overdrive
- Variable-assist, power rack-and-pinion steering
- Wipers – Front speed-sensitive intermittent and rear intermittent with washer/defroster

Expedition Modifier's Guide is available at fleet.ford.com for download. Expedition/Expedition EL may not be used as an ambulance or as a pursuit vehicle (no excessive speed).

Standard Safety & Security

- Adaptive steering column
- AdvanceTrac[®] with RSC[®] (Roll Stability Control[™])
- Airbags – Dual-stage front
- Airbags – Front-seat side
- Airbags – Safety Canopy[®] System with side-curtain airbags for outboard passengers, and rollover sensor
- Anti-theft perimeter alarm
- Belt-Minder[®] front safety belt reminder
- Brakes – Power 4-wheel disc with Anti-Lock Brake System and brake assist
- MyKey[®] owner controls feature
- Safety belts – Color-keyed lap/shoulder belts with adjustable D-rings and 3-point belts for all outboard passengers
- SecuriCode[™] keyless entry keypad
- SecuriLock[®] Passive Anti-Theft System
- Side-intrusion door beams
- SOS Post-Crash Alert System[™]
- Tire Pressure Monitoring System (excludes spare)

SSV Package Standard Equipment – Rapid Spec 102A

- 2nd-row profile map light
- Axle – Rear non-limited-slip (3.73 ratio)
- Column shifter
- Flat loadfloor
- Floor console delete
- Seats – 1st-row cloth captain's chairs
- Seats – 2nd-row vinyl 40/20/40 split bench
- Seat – 3rd-row delete with cover end cap
- Skid plates – 4x4, front, transfer case, fuel tank
- Vinyl floor covering
- Wheels – 17-in. steel (non-EL), 17-in. aluminum (EL)

¹Engaging the wipers in auto mode will activate lights. Lights must be in off mode to use wipers independently of light activation.


EXTERIOR



A Oxford White (YZ) B Vermillion Red (E4)² C Royal Red M (UK) D Dark Blue Pearl M (DX)
E Ingot Silver M (UX) F Sterling Gray M (UJ) G Tuxedo Black M (UH)

M = Metallic • ²Restricted to the SSV trim level and includes molded-in-color cladding and some parts.

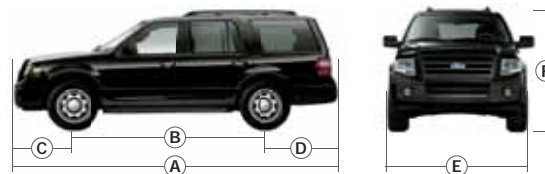
INTERIOR



Stone



SPECIFICATIONS



Select Options³

INTERIOR	Option Code
Seats ⁴ – 2nd-row 40/20/40 split bench, cloth, (N/A with 875 3rd-row seat)	21F
Seats ⁴ – 3rd-row 60/40 split bench, cloth	875
EXTERIOR	
Daytime running lamps	43D
Engine block heater	41H
Running boards	186

Optional Packages

FLEET EXCLUSIVES	Option Code
Fleet Convenience Package: Includes power-adjustable pedals, message center and Reverse Sensing System	50F
Heavy-Duty Trailer Tow Package: Includes Class IV hitch receiver, 4- and 7-pin connectors, heavy-duty auxiliary transmission oil cooler and radiator, and electronic brake wiring kit	536

Dimensions & Capacities⁵

	Expedition 4x2/4x4	Expedition EL 4x2/4x4
EXTERIOR (in.)		
A. Length	206.5	221.3
B. Wheelbase	119.0	131.0
C. Width (excluding mirrors)	78.8	78.8
D. Height (including roof rails)	77.2	77.7/78.3
Maximum payload (lbs.)	1,670/1,640	1,620/1,570
Base curb weight (lbs.)	5,569/5,801	5,854/6,088
Minimum running ground clearance (in.)	8.7	8.7
TRACK WIDTH (in.)		
Front	67.0	67.0
Rear	67.2	67.2
INTERIOR (in.)		
1st row		
Head room	39.6	39.5
Shoulder room	63.2	63.2
Hip room	60.2	60.2
Leg room	41.1	41.1
2nd row		
Head room	39.8	39.7
Shoulder room	63.7	63.7
Hip room	59.9	59.9
Leg room	39.1	39.1

	Expedition 4x2/4x4	Expedition EL 4x2/4x4
3rd row, optional		
Head room	38.3	38.0
Shoulder room	51.9	67.1
Hip room	50.2	51.8
Leg room	37.7	37.7
CARGO VOLUME (cu. ft.)		
Behind 1st row	108.3	130.8
Behind 2nd row	55.0	85.5
Behind 3rd row	18.6	42.6
MAX. GVWR (lbs.)		
4x2	7,300	7,540
4x4	7,500	7,720
TURNING RADIUS (ft.)		
Curb-to-curb	40.8	43.3

Engine

	Expedition 4x2/4x4	Expedition EL 4x2/4x4
ENGINE – 5.4L V8		
Horsepower (hp @ rpm)	310 @ 5,100	310 @ 5,100
Torque (hp @ rpm)	365 @ 3,600	365 @ 3,600
Fuel capacity (gal.)	28.0	33.5

³Available on select series. Restrictions may apply. See your dealer for details. ⁴See fleet.ford.com for vehicle seating configurations. ⁵Dimensions shown may vary due to optional features and/or production variability.

**2010 F-150
XL SUPERCREW**



For All-Purpose Action



Standard Features

- Air conditioning
- Black vinyl floor covering
- Brakes – Power 4-wheel vented disc with Anti-Lock Brake System (ABS)
- Cargo box tie-downs (4)
- Easy Fuel® capless fuel filler
- Electronic shift-on-the-fly (ESOF) 4-Wheel-Drive System (4x4)
- Engine – 4.6L 2-valve EFI V8 with 4-speed automatic transmission (4x2)
- Engine – 4.6L 3-valve EFI V8 with 6-speed automatic transmission with tow/haul mode (SuperCrew 4x4)
- Front and rear powerpoints
- Overhead console
- Power windows, door locks and sideview mirrors
- Quick-release tailgate with key lock and tailgate assist
- Seat – Front 40/20/40 split

Standard Safety & Security

- AdvanceTrac® with RSC® (Roll Stability Control™)
- Airbags – Front-seat side
- Airbags – Safety Canopy® System with side-curtain airbags
- Belt-Minder® front safety belt reminder
- LATCH – Lower anchors and tether anchors for child-safety seats
- Personal Safety System™ for driver and right-front passenger – Includes dual-stage front airbags, safety belt pretensioners, safety belt energy-management retractors, safety belt usage sensors, driver's seat position sensor, crash severity sensor, restraint control module and Front-Passenger Sensing System
- Remote Keyless Entry System
- SecuriLock® Passive Anti-Theft System
- SOS Post-Crash Alert System™
- Tire Pressure Monitoring System (excludes spare)
- Trailer sway control

F-150 may not be used as an ambulance or as a pursuit vehicle (no excessive speed). For deployed airbag clearance zones, refer to the Special Service/Fleet Manual for mounting aftermarket equipment.

Optional Features

- Cargo Management System
- Color-coordinated carpet and floor mats
- Engine – 4.6L 3-valve EFI V8 with 6-speed automatic transmission with tow/haul mode
- Fog lamps
- Integrated trailer brake controller
- Pickup box access steps
- Stowable bed extender
- Tailgate step
- XL Plus Package with MyKey® (61X)


FORD WORK SOLUTIONS

- Cable Lock System by Master Lock®
- Crew Chief™ vehicle tracking system
- In-dash computer with touch-screen Garmin® navigation
- Tool Link™ tool-tracking system by DeWALT®

FLEET EXCLUSIVE

- 36-gallon fuel tank capacity
- Audio – AM/FM stereo/single-CD player with clock
- Cruise control
- Daytime running lamps
- Engine – 5.4L 3-valve EFI V8 FFV with 6-speed automatic transmission with tow/haul mode
- Engine block heater
- Ford SYNC®
- Seat – Cloth front captain's chairs

EXTERIOR



A Oxford White (YZ) B Vermillion Red (E4) C Blue Flame M (SZ) D Ingot Silver M (UX)¹
E Sterling Gray M (UJ) F Tuxedo Black M (UH)¹

M = Metallic • ¹New for 2010.

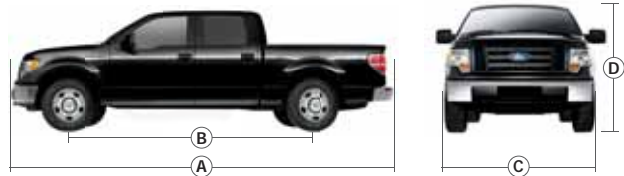
INTERIOR



Medium Stone



SPECIFICATIONS



Optional Packages

	Option Code
Cargo Management Accessories Package	50C
Cargo Management Rails	68M
Trailer Tow Package	535
XL Décor Group	86D
XL Plus Package	61X

Engines

ENGINE	Transmission	Horsepower (hp @ rpm)	Torque (lb.-ft. @ rpm)
4.6L 2-valve V8	4-speed automatic with tow/haul mode	248 @ 4,750	294 @ 4,000
4.6L 3-valve V8	6-speed automatic with tow/haul mode	292 @ 5,700	320 @ 4,000
5.4L 3-valve V8 FFV	6-speed automatic with tow/haul mode	310 @ 5,000 (gas) 320 @ 5,200 (E85)	365 @ 3,500 (gas) 390 @ 3,500 (E85)

Dimensions & Capacities

DIMENSIONS (in.)		SuperCrew	
		5.5' Box	6.5' Box
A. Overall length	4x2/4x4	231.7	243.7
B. Wheelbase	4x2/4x4	144.4	156.6
C. Overall width (excluding mirrors)	4x2/4x4	78.9	78.9
D. Overall height	4x2/4x4	74.3/76.2	74.3/76.4
CAPACITIES			
Interior volume (cu. ft.)	Front	64.7	64.7
	Rear	66.5	66.5
Fuel capacity (gal.)	4x2/4x4	26.0/36.0	26.0/36.0
Payload ² (lbs.)	4x2	1,870	1,990
	4x4	1,910	1,810
Conventional towing ² (lbs.)	4x2	9,800	9,700
	4x4	9,600	9,500
CARGO AREA (in.)			
Length at floor		67.0	78.8
Width at wheelhouse		50.0	50.0
Maximum width inside box		65.2	65.2
Volume (cu. ft.)		55.5	65.5

²Maximum when properly equipped.



For Prisoner Transport Application



Standard Features

VAN

- 120-amp alternator
- Air conditioning – Front
- Engine – 4.6L EFI V8 FFV with 4-speed automatic transmission (E-150 and E-250)
- Engine – 5.4L EFI V8 FFV with 4-speed automatic transmission (E-350)
- Fuel tank – 33-gallon capacity
- Handling Package
- Powerpoint – Dual 12-volt in instrument panel and single 12v in glove box
- Side cargo door – 60/40 swing-out
- Tilt steering column

WAGON

- 120-amp alternator
- Engine – 4.6L EFI V8 FFV with 4-speed automatic transmission (E-150)
- Engine – 5.4L EFI V8 FFV with 4-speed automatic transmission (E-350)
- Front dome and rear cargo area lights
- Handling Package
- Side cargo door – 60/40 swing-out
- Tilt steering column

E-Series Vans and Wagons may not be used as an ambulance or as a pursuit vehicle (no excessive speed). For deployed airbag clearance zones, refer to the Body Builders layout book for mounting of aftermarket equipment.

Standard Safety & Security

- 3-point safety belts with height-adjustable D-rings in all seating positions (Wagon)
- AdvanceTrac® with RSC® – Standard on all E-Series Wagons and Recreational Vans; optional on Commercial Vans with gas engines
- Airbags – Driver and front-passenger front
- Brakes – 4-wheel disc with Anti-Lock Brake System (ABS)
- Double-wall construction
- Fuel pump inertia shutoff switch
- Side-intrusion door beams
- Tire Pressure Monitoring System (excludes spare)

Optional Features

	Option Code	VAN & WAGON	Option Code
6.8L Ambulance Package (E-350 Super Duty®)	47A	50-State Clean Fuel Fleet Certification	855
Air conditioning delete	57D	155-amp HD alternator (5.4L & 6.8L only)	63M
Daytime running lamps	942	225-amp HD alternator (6.8L only)	63N
Ford SYNC®	98S	Engine – 5.4L EFI V8 FFV with 4-speed automatic transmission (E-150 Van & Wagon) (E-250 Van)	99L/44Q
Mirrors – Telescoping trailer tow	54E	Engine – 6.8L EFI V10 with TorqShift 5-speed automatic transmission with tow/haul mode (E-350)	99S/44T
Power windows and door locks (Wagon only)	903	Heavy-duty auxiliary battery	634
Remote Keyless Entry System with panic alarm (Wagon only)	948	Instrument panel message center with engine-hour meter	60J
FORD WORK SOLUTIONS™		Integrated trailer brake controller	68B
Crew Chief™ vehicle tracking system	85C	Rear view camera	15C
In-dash Windows® CE computer with touch screen	98A	Reverse Sensing System	43R
Tool Link™ tool-tracking system by DeWALT® (Van only)	86T	SecuriLock® Passive Anti-Theft System	91E
		Sliding side cargo door	60S
		Upfitter switches (4)	52S

EXTERIOR



A Oxford White (YZ) B Pueblo Gold (G3) C School Bus Yellow (BY) D Vermillion Red (E4) E Royal Red M (UK)
 F Steel Blue M (UN)¹ G Dark Blue Pearl M (DX) H Ingot Silver M (UX) I Black (UA)

M = Metallic • ¹New for 2011. Only available with XLT Premium Package.

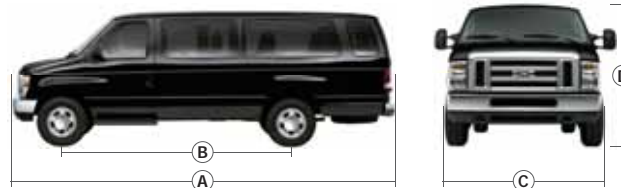
INTERIOR



A Medium Pebble
 B Medium Flint



SPECIFICATIONS



Optional Packages

VAN	Option Code
Crew Van Package	47C
EconoCargo® System	96B
EconoCargo Upgrade Package ²	66C
Mid-Series Exterior Upgrade Package	18D
High-Series Exterior Upgrade Package	18A
Interior Upgrade Package ²	18B
Power Group	90F
Premium Van Group	18M
QuietFlex® III Racks and Bins Package	96Q
Racks and Bins Package ²	96G

Vocational Upgrade Packages are also available; add one of these versatile options to your no-charge interior system

WAGON	Option Code
50 th Anniversary Package (2011 MY)	
Center Aisle Seating Prep Package	
– 11-passenger XL	66S
– 11-passenger XLT	66W
– 14-passenger XL	66T
– 14-passenger XLT	66Z
Mid-Series Exterior Upgrade Package	18D
High-Series Exterior Upgrade Package	18A
Interior Upgrade Package	18G
Trailer Tow Package (Class II/III/IV) includes: – Electric brake controller tap-in capability – Frame-mounted hitch receiver – Relay system for backup/B+/running lights – Trailer wiring harness with bumper bracket	536
XLT Premium Package	86X

Please visit fleet.ford.com for a complete Order Guide.

Dimensions & Capacities³

VAN	E-150	E-150 Extended	E-250 Super Duty	E-250 Super Duty Extended	E-350 Super Duty	E-350 Super Duty Extended
A. Length (in.)	216.7	236.4	216.7	236.4	216.7	236.4
B. Wheelbase (in.)	138.0	138.0	138.0	138.0	138.0	138.0
C. Width (in.) (excluding mirrors)	79.4	79.4	79.4	79.4	79.4	79.4
D. Height (in.)	82.4	82.6	84.8	85.0	83.7	83.6
Front head room (in.)	42.0	42.0	42.0	42.0	42.0	42.0
Front leg room (in.)	40.0	40.0	40.0	40.0	40.0	40.0
Cargo volume (cu. ft.)	237.8	278.3	237.8	278.3	237.8	278.3
Fuel capacity (gal.)	33	33	33	33	33	33
GVWR (lbs.)	8,520	8,600	8,900	8,900	9,500	9,500

WAGON	E-150	E-150 Extended	E-250 Super Duty	E-250 Super Duty Extended	E-350 Super Duty	E-350 Super Duty Extended
A. Length (in.)	216.7	—	—	—	216.7	236.7
B. Wheelbase (in.)	138.0	—	—	—	138.0	138.0
C. Width (in.) (excluding mirrors)	79.4	—	—	—	79.4	79.4
D. Height (in.)	82.1	—	—	—	83.1	82.3
Front head room (in.)	42.0	—	—	—	42.0	42.0
Front leg room (in.)	40.0	—	—	—	40.0	40.0
Seating capacity	7/8	—	—	—	11/12	11/14/15
Fuel capacity (gal.)	33	—	—	—	33	33
GVWR (lbs.)	8,520	—	—	—	8,800	9,300

Engines

ENGINE	Horsepower (hp @ rpm)	Torque (lb.-ft. @ rpm)
4.6L EFI V8 FFV	225 @ 4,800	286 @ 3,500
5.4L EFI V8 FFV	255 @ 4,500	350 @ 2,500
6.8L EFI V10	305 @ 4,250	420 @ 3,250

²No-charge option. ³Dimensions shown may vary due to optional features and/or production variability.

Customer Service – Resources

Ford Extended Service Plans (ESP) for Police Vehicles

Choosing ESP from Ford Motor Company enables you to budget your fleet expenses more easily and accurately. Ford ESP lets you lock in tomorrow's costs at today's rates. Ford ESP offers these additional benefits:

- Component protection
- Deductible options
- Emergency roadside assistance
- Transferability
- Ford backing
- Rental car reimbursement

Ford Fleet Customer Service

Fleet Customer Information Center (FCIC):
1-800-34-FLEET (U.S.) • 1-800-668-5515 (CANADA)

Open 8:30 a.m. – 5:00 p.m. EST

The FCIC is dedicated to supporting Fleet Accounts by providing a single source to answer all of your Fleet-related questions.

Choose from the following selections:

- FIN Enrollment/Website (Option 1)
- Fleet Sales/Order-to-Delivery (Option 2)

Genuine Ford Collision Replacement Parts

Dependability is crucial. To do your job, you depend on every piece of your equipment to function as it was designed. The same goes for your police unit, and if you're ever in an accident, you can depend on genuine Ford collision replacement parts: sheet metal, bumpers, and lights to help restore your vehicle to pre-accident condition. Genuine Ford collision parts are equal in quality, fit, and structural integrity to the original parts that came on your car because they are the same parts used in the production of new vehicles. Designed, engineered, and produced by Ford Motor Company to meet Federal Motor Vehicle Safety Standards. Cheap imitation parts can't make that claim. So don't settle for anything less dependable than genuine Ford collision replacement parts.

Vehicle Special Order

Vehicle Special Order consists of a unique team of Sales, Engineering and Assembly Plant experts who are dedicated to providing you the special equipment and/or special paint options you require to grow your fleet business. VSO offers special options for the Police Interceptor. If you are looking for special equipment not currently offered, please contact your Ford Dealer to help determine whether or not your request is feasible. To find out how VSO can develop an option for you, please visit the fleet.ford.com website.

Quality Fleet Care

Quality Fleet Care is a centralized billing service you can use to make a single monthly payment on behalf of your entire fleet for maintenance and repairs performed at participating Ford Dealers and Quick Lane Tire & Auto Centers. Over-the-counter part purchases at participating Ford Dealers can also be included. There is no enrollment fee, no per-vehicle fee and no administration fee for warranty-covered repairs. Plus, you preset your drivers' spending limits, which cannot be exceeded without your approval. Visit fleet.ford.com/qfc or call **1-800-367-3221** for more information.

How Much Equipment Can You Get This Year With \$100,000?*



Commercial Lending Services

The Ford Credit Municipal Lease/Purchase Finance Program is a flexible funding method available to state and local governments to finance "essential use" equipment. This program can help you acquire needed vehicles at today's prices, while taking advantage of low, tax-exempt interest rates and avoiding large lump-sum expenditures.

LEARN MORE ABOUT IT

- Contact your local Government Account Manager or your Ford Dealer's Commercial Account Manager
- Visit fordcredit.com/municipal
- Call 1-800-241-4199

BENEFITS

- Maximize limited budget funds, as only the current year's lease payments are included in the operating budget
- Accumulate equity with each payment and realize ownership with a final payment of \$1 at lease end
- No down payment or security deposits are required

- Avoid the repercussions of a tax increase, or the expense and complexity of a bond issue to finance equipment acquisitions
- Optional Ford Extended Service Plans and vehicle accessories may be included in the amount financed; Ford Credit Municipal Finance handles all of the financial arrangements, offering highly competitive rates that provide lower payments
- Flexible payment schedules, including monthly, quarterly or annual payments, can be arranged to meet your financial requirements – consult your tax advisor to determine whether you qualify for tax-exempt financing



OPTION A: Purchase today in cash.



OPTION B: Purchase with the Ford Credit Municipal Lease/Purchase Finance Program.



BRAD BERNHARDT
Kansas Highway Patrol
bbernhardt@khp.ks.gov
(785) 368-8701



JOHN BLACKWOOD
Seminole County Sheriff's Office
jblackwood@seminolesheriff.org
(407) 665-6592



BRAD BREWER
Vancouver Police Department
sgt1411@gmail.com
(778) 839-1411



JEFF BROWNE
Arizona Department
of Public Safety
jbrowne@azdps.gov
(602) 223-2520



BETH CAMPBELL
Federal Bureau of Investigation
beth.campbell@ic.fbi.gov
(202) 324-4868



MARK CARON
Massachusetts State Police
mark.caron@pol.state.ma.us
(508) 820-2271



MAL CHIVERS
Ontario Provincial Police
mal.chivers@ontario.ca
(705) 329-7647



JACK GRAY
Village of Elk Grove
jgray@elkgrove.org
jackgray@foxvalley.net
(847) 734-8080



DAVID HALLIDAY
Michigan State Police
hallidd@michigan.gov
(517) 335-9887



ED HANLON
Kansas Highway Patrol, Troop G
ehanlon@ksturnpike.com
(316) 682-4537, ext. 2352



JIM HANSON
Vernon County
Sheriff's Department
jhanson@vernoncounty.org
(608) 637-2123



DENNIS HARVEY
Sacramento Sheriff's Department
dharvey@sacsheriff.com
(916) 874-8440



GREG HESTER
Metropolitan Police
Department, D.C.
greg.hester@dc.gov
(202) 576-5388



WILLIAM G. HOLLARS
Oklahoma Highway Patrol,
Department of Public Safety
bhollars@dps.state.ok.us
(405) 425-2296



BRUCE MACLEAN
Charles County Sheriff's Office
macleanb@ccso.us
(301) 609-6242



MICHAEL McCANTS
Palm Beach County
Sheriff's Office
mccantsm@pbso.org
(561) 688-3482



MIKE McCLARY
Indianapolis Metropolitan
Police Department
X0032@indygov.org
(317) 327-5383



BRIAN MORAN
Los Angeles County
Sheriff's Department
bjmoran@lasd.org
(323) 881-3982



EARL NEWTON
Oklahoma City Police Department
earl.newton@okc.gov
(405) 297-1166



SCOTT RECTOR
New York State Police
srector@troopers.state.ny.us
(518) 457-5996



AL ROBINSON
Nevada Highway Patrol
arobinson@dps.state.nv.us
(775) 684-4468



ED SANOW
Law and Order Magazine
esanow@hendpub.com
(800) 843-9764



GEORGE SCHWARZ
Borough of Camp Hill
gschwarz1@comcast.net
(717) 737-3456



STEVE SHIPKOWSKI
San Diego Police Department
sshipkowski@sandiego.gov
(619) 527-6021



ANDREW TERPAK
City of Miami Beach
andrewterpak@miamibeachfl.gov
(305) 673-7000, ext. 3601



KEITH WILSON
Michigan State Police
wilsonkeith@michigan.gov
(517) 322-1789

POLICE ADVISORY BOARD MEMBERS

An industry first, this board is composed of 26 leading officials who help Ford refine current vehicles and develop future offerings. In addition to acting as a liaison and resource for law-enforcement agencies nationwide, the Police Advisory Board provides frank and direct feedback on the products, programs and policies of Ford. The advisory board's input on safety, reliability and durability is essential to Ford Fleet's resolute commitment to serving unique police operational needs. Please visit fleet.ford.com for additional information on the Police Advisory Board.

Contacts

Government Account Managers

Don Cobb

Northeast States:
CT, DE, MA, MD, ME, NH, NJ, NY, PA, RI, VT
Office: (860) 647-0099
E-mail: dcobb@ford.com

Don Dewar

North Central States:
IA, IL, IN, KY, MI, MN, ND, NE, OH, SD, WI
Office: (317) 514-1363
E-mail: ddewar2@ford.com

Craig Fetty

South Central States:
AR, CO, KS, LA, MO, MS, NM, OK, TX
Office: (303) 522-5753
E-mail: cfetty@ford.com

Steve Hoe

Western States:
AK, AZ, CA, HI, ID, MT, NV, OR, UT, WA, WY
Office: (916) 705-5350
E-mail: shoe@ford.com

Bryan Taylor

Southeast States:
AL, FL, GA, NC, SC, TN, VA, WV
Office: (678) 984-4201
E-mail: jtaylor84@ford.com

Government Sales Manager

Tony Gratson

Office: (313) 390-1041
E-mail: tgratson@ford.com

State & Local Government Sales Manager

Kevin Fitzpatrick

Office: (313) 390-1058
E-mail: kfitzpa1@ford.com

State & Local Government Sales Analyst

Mona Mlynarczyk

Office: (313) 390-1054
E-mail: mmlynarc@ford.com

Vehicle Special Order

Marisol Casares

Special Paint
Office: (313) 390-0855
E-mail: mcasare1@ford.com

Ford Credit Municipal Finance Program Regional Marketing Coordinators

Tabitha Crawford

AK, AZ, CA, CO, HI, ID, IL, IA, KS, MN, MT, NE,
NV, NM, ND, OK, OR, SD, TX, UT, WA, WI, WY
Office: (313) 206-3314
E-mail: tcrawf22@ford.com

Ann Creviston

AL, AR, FL, GA, KY, LA, MI, MS, MO, NC, OH,
SC, TN, VA, WV
Office: (313) 206-3324
E-mail: acrevist@ford.com

Joe Vecchio

CT, DE, DC, IN, ME, MD, MA, NH, NJ, NY, PA, RI, VT
Office: (313) 206-3325
E-mail: jvecchi3@ford.com



North American Fleet, Lease & Remarketing Operations

© 2010 Ford Motor Company 11FLTPOL

fleet.ford.com • 1.800.34.FLEET

Some features discussed may be optional. Vehicles shown may contain optional equipment. Features shown may be offered only in combination with other options or subject to additional ordering requirements or limitations. Dimensions shown may vary due to optional features and/or production variability. Information in this brochure was developed from Order Guides as of April 2010. Following publication of this catalog, certain changes in standard equipment, options and the like, or product delays may have occurred which would not be included in these pages. For more information on AdvanceTrac with or without RSC, visit fleet.ford.com. Remember that even advanced technology cannot overcome the laws of physics. It's always possible to lose control of a vehicle due to inappropriate driver input for the conditions. • Always wear your safety belt, secure children in the rear seat and follow airbag warning label instructions. • Ford Work Solutions include Ford Licensed Accessories. See dealer for limited warranty details. • SIRIUS: Real-time traffic monitoring available in select markets. Some features unavailable while driving. Subscription required after introductory 6 months expire. • SYNC: Driving while distracted can result in loss of vehicle control. Only use mobile phones and other devices, even with voice commands, when it is safe to do so. • TPMS excludes spare. • Trailer brake controller verified to be compatible with electrically actuated drum brakes only. • DeWALT is a registered trademark of The Black & Decker Corporation. • DuPont and Kevlar are trademarks or registered trademarks of E. I. du Pont de Nemours and Company or its affiliates. • EconoCargo is a registered trademark of Leggett & Platt Commercial Products, Inc. • Garmin is a registered trademark of Garmin Ltd. • Master Lock is a registered trademark of Master Lock Company LLC. • QuietFlex is a registered trademark of L&P Property Management Company. • Subscriptions governed by SIRIUS Terms and Conditions available at sirius.com. Service available in the 48 contiguous United States and D.C. SIRIUS, XM and related marks and logos are trademarks of SIRIUS XM Radio Inc. and its subsidiaries. • Sony is a registered trademark of Sony Corporation. • Windows is a registered trademark of Microsoft Inc. • For more information, visit fleet.ford.com. Ford Motor Company reserves the right to change product specifications at any time without incurring obligations. All comparisons based on 2010 competitive models.



Printed in USA. Please recycle.